

COLORADO BASKETBALL

2013 Pac-12 TOURNAMENT GUIDE 



HEAD COACH
TAD BOYLE



SPENCER
DINWIDDIE



ASKIA
BOOKER



ANDRE
ROBERSON



SABATINO
CHEN

MARCH 13-16  MGM GRAND GARDEN ARENA  LAS VEGAS

CUBuffs.com/mbb



/cubuffsmbb



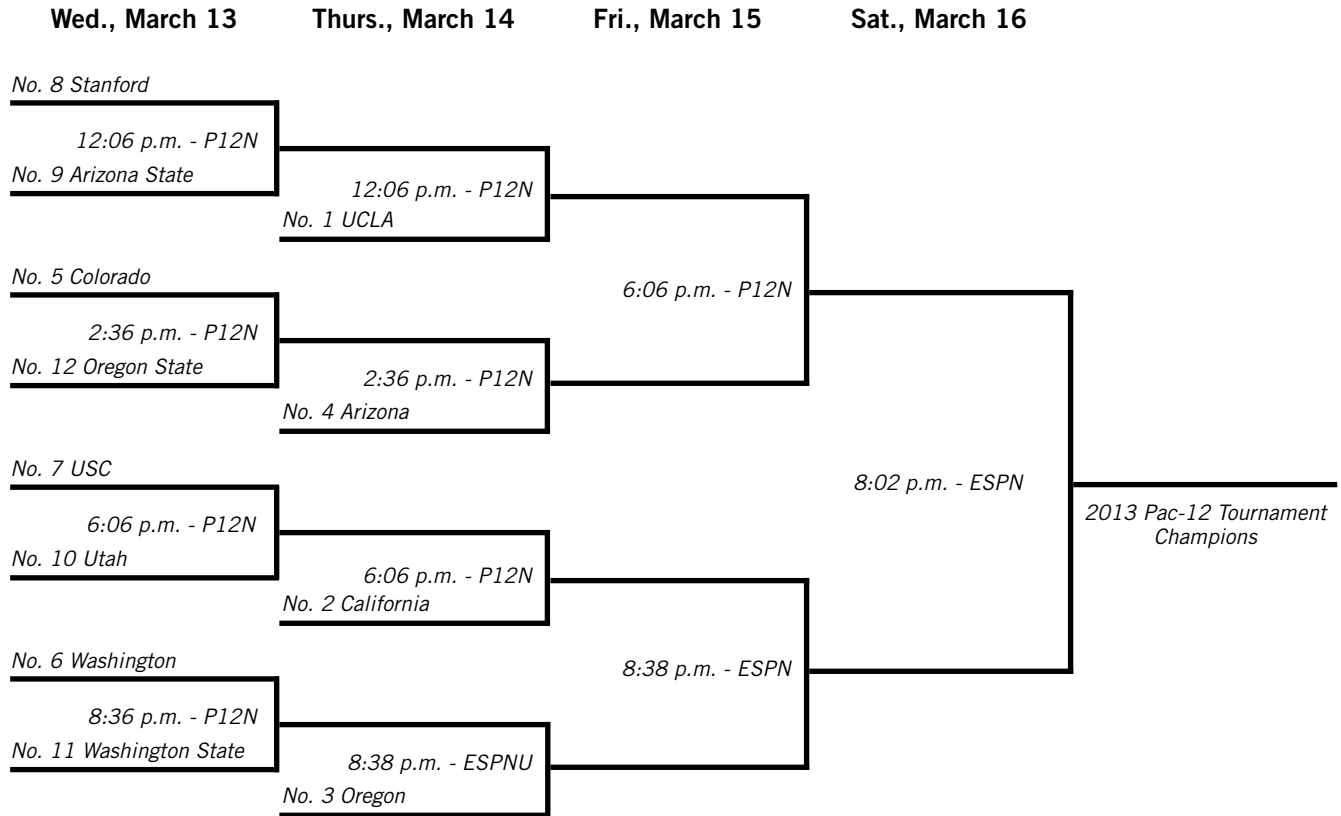
@cubuffsmbb





2013 PAC-12 MEN'S BASKETBALL TOURNAMENT BRACKET

March 13-16, 2013 - MGM Grand Garden Arena - Las Vegas



2013 Pac-12 Men's Basketball Tournament Schedule

Wed., March 13

- Game 1: No. 8 Stanford vs. No. 9 Arizona State, 12:06 p.m. (P12N)
- Game 2: No. 5 Colorado vs. No. 12 Oregon State, approx. 2:36 p.m. (P12N)
- Game 3: No. 7 USC vs. No. 10 Utah, 6:06 p.m. (P12N)
- Game 4: No. 6 Washington vs. No. 11 Washington State, approx. 8:36 p.m. (P12N)

Thur., March 14

- Game 5: Game 1 winner vs. No. 1 UCLA, 12:06 p.m. (P12N)
- Game 6: Game 2 winner vs. No. 4 Arizona, approx. 2:36 p.m. (P12N)
- Game 7: Game 3 winner vs. No. 2 California, 6:06 p.m. (P12N)
- Game 8: Game 4 winner vs. No. 3 Oregon, approx. 8:38 p.m. (ESPNU)

Fri., March 15

- Game 9: Semifinal 1 (Game 5 winner vs. Game 6 winner), 6:06 p.m. (P12N)
- Game 10: Semifinal 2 (Game 7 winner vs. Game 8 winner), approx. 8:38 p.m. (ESPN)

Sat., March 16

- Game 11: Pac-12 Championship, 8:02 p.m. (ESPN)



2012-2013 COLORADO MEN'S BASKETBALL



Men's Basketball Contact: Andrew R. Green
Office: (303) 492.3812 **Cell:** (720) 470.9780
E-Mail: andrew.green@colorado.edu

GAME #31

vs. Oregon State Beavers
 (14-17, 3-15 Pac-12)
 Wednesday, March 13, 3:36 p.m. (MT)



Arena: MGM Grand Garden Arena (13,151)

Television: Pac-12 Network

Announcers: Kevin Calabro (pbp), Don MacLean (analyst);
 Ashley Adamson (courtside), Yogi Roth (courtside)

KKZN AM 760: Mark Johnson (pbp), Jeb Putzier (analyst)

CU vs. Oregon State: CU leads 8-4 (at Boulder, 6-1;
 at Oregon State, 2-3). Buffs won at Corvallis, 72-68 (Feb. 10);
 Beavers won at Boulder, 64-58 (Mar. 9).

COLORADO PROBABLE STARTERS

Pos/No	Player	Ht	Wt	Yr	Hometown	PPG	RPG	APG
F 2	Xavier Johnson	6-6	220	Fr.	Los Angeles, Calif.	8.7	4.8	0.4
F 40	Josh Scott	6-10	220	Fr.	Monument, Colo.	10.7	5.4	0.7
G 0	Askia Booker	6-1	170	So.	Los Angeles, Calif.	12.6	3.6	2.2
G 23	Sabatino Chen	6-4	190	Sr.	Louisville, Colo.	4.7	2.3	1.3
G 25	Spencer Dinwiddie	6-6	200	So.	Woodland Hills, Calif.	15.4	3.4	3.0

OREGON STATE PROBABLE STARTERS

Pos/No	Player	Ht	Wt	Yr	Hometown	PPG	RPG	APG
C 11	Joe Burton	6-7	295	Sr.	Soboba, Calif.	11.2	6.6	3.4
F 15	Eric Morland	6-10	215	So.	Houston, Texas	9.2	10.5	^2.4
F 44	Devon Collier	6-8	215	Jr.	Bronx, N.Y.	12.6	6.1	1.7
G 4	Challe Barton	6-3	193	So.	Goteborg, Sweden	2.9	1.1	1.4
G 55	Roberto Nelson	6-3	195	Jr.	Santa Barbara, Calif.	17.7	3.3	2.4

^-blocks

2012-13 COLORADO SCHEDULE (20-10, 10-8 Pac-12)

Date	Opponent (TV/Radio)	Time/Result
Fri. Nov. 9	WOFFORD (P12N/AM 760)	W, 74-59
Thu. Nov. 15	^vs. Dayton (ESPN3/AM 760)	W, 67-57
Fri. Nov. 16	^vs. 16/17 Baylor (ESPNU/AM 760)	W, 60-58
Sun. Nov. 18	^vs. Murray State (ESPN2/AM 760)	W, 81-74
Sun. Nov. 25	AIR FORCE (P12N/AM 760)	W, 89-74
Tue. Nov. 27	TEXAS SOUTHERN (P12N/AM 760)	(2ot) W, 85-80
Sat. Dec. 1	at Wyoming (ROOT Sports/850 KOA)	L, 69-76
Wed. Dec. 5	COLORADO STATE (P12N/850 KOA)	W, 70-61
Sat. Dec. 8	at 9/9 Kansas (ESPN2/850 KOA)	L, 54-90
Wed. Dec. 12	at Fresno State (AM 760)	W, 50-43
Fri. Dec. 21	NORTHERN ARIZONA (P12N/AM 760)	W, 98-51
Sat. Dec. 29	HARTFORD (P12N/850 KOA)	W, 80-52
Thu. Jan. 3	*at 3/3 Arizona (ESPNU/850 KOA)	(ot) L, 83-92
Sun. Jan. 6	*at Arizona State (P12N/850 KOA)	L, 56-65
Thu. Jan. 10	*USC (ESPNU/850 KOA)	W, 66-60
Sat. Jan. 12	*UCLA (P12N/AM 760)	L, 75-78
Wed. Jan. 16	*at Washington (P12N/850 KOA)	L, 54-64
Sat. Jan. 19	*at Washington State (P12N/850 KOA)	W, 58-49
Thu. Jan. 24	*STANFORD (ESPNU/850 KOA)	W, 75-54
Sun. Jan. 27	*CALIFORNIA (FSN/850 KOA)	W, 81-71
Sat. Feb. 2	*at Utah (FSN/850 KOA)	L, 55-58
Thu. Feb. 7	*at 19/19 Oregon (ESPNU/850 KOA)	W, 48-47
Sun. Feb. 10	*at Oregon State (P12N/850 KOA)	W, 72-68
Thu. Feb. 14	*9/9 ARIZONA (P12N/850 KOA)	W, 71-58
Sat. Feb. 16	*ARIZONA STATE (ESPNU/850 KOA)	(ot) L, 62-63
Thu. Feb. 21	*UTAH (P12N/850 KOA)	W, 60-50
Wed. Feb. 27	*at Stanford (ESPN2/850 KOA)	W, 65-63
Sat. Mar. 2	*at California (ESPNU/AM 760)	L, 46-62
Thu. Mar. 7	*19/25 OREGON (ESPN2/850 KOA)	W, 76-53
Sat. Mar. 9	*OREGON STATE (P12N/AM 760)	L, 58-64
Wed. Mar. 13	**vs. (12 seed) Oregon State (P12N/AM 760)	3:36 p.m.
Thu. Mar. 14	^**vs. (5 seed) Arizona (P12N/AM 760)	3:36 p.m.

*-Pac-12 Conference Game • ^-if necessary

**-Pac-12 Tournament (MGM Grand Garden Arena, Las Vegas, Nev.)

^-2012 DIRECTV Charleston Classic, TD Arena (Charleston, S.C.)

P12N: Pac-12 Network; FSN: Fox Sports Net • All Times MOUNTAIN

STARTERS: The defending Pac-12 Tournament Champions are the No. 5 seed • Since starting conference play with a 1-4 record, Colorado is 9-4 since with its four losses by an average of 6.5 points • Wins include sweeps over No. 3 seed Oregon and No. 8 Stanford, and a win over No. 2 Arizona and No. 3 Cal • The nation's leading rebounder, Andre Roberson (11.5 rpg.) remains day-to-day and is sidelined with a viral illness. He missed CU's last two games against Oregon and Oregon State.

PAC-12 AWARDS: In a vote of the Pac-12 Conference coaches, Andre Roberson was named Defensive Player of the Year, conference first team and to the All-Defensive team; Spencer Dinwiddie was named to the conference first team; and Josh Scott was named to the Pac-12 Conference All-Freshman team.

NEUTRAL COURT: The Buffs are 3-0 this season on a neutral court winning the Charleston Classic back in November, and are 8-1 since last year's Pac-12 Tournament in Los Angeles and the NCAA Tournament in Albuquerque • Head Coach Tad Boyle teams are 12-6 (.667) over his three years at CU on neutral courts.

20 WINS, AGAIN: Colorado has won 20 games in each of Tad Boyle's three seasons at CU - a school record for three consecutive years • First time a CU coach has won 20 games in a season, three times • Incredibly in 112 years of CU basketball there's been seven seasons of 20 wins or more, and Coach Boyle has three of them • The 20 wins is tied fifth overall for most wins in a season.

	2012-2013 Team Averages			
	CU	CU	OSU	OSU
	All Games	Pac-12	All	Pac-12
Points	67.9	64.5	72.4	68.2
Pts. Allowed	63.1	62.2	70.5	72.7
Scoring Mar.	+4.8	+2.3	+1.9	-4.5
Field Goals	23.8	22.9	26.0	24.7
Field Goal Att.	54.3	55.2	58.0	54.1
Field Goal Pct.	.438	.416	.449	.430
3-pt FGs	5.4	5.2	5.8	5.6
3-pt FG Att.	15.7	16.6	15.7	16.6
3-pt FG Pct.	.343	.312	.367	.340
FTM	15.0	13.4	14.6	13.2
FT Att.	22.0	19.3	21.9	22.4
FT Pct.	.681	.697	.664	.670
Off. Rebs.	11.3	11.4	12.5	11.8
Def. Rebs.	25.8	23.9	24.7	21.7
Total Rebs.	37.1	35.4	37.2	34.7
Reb. Margin	+3.1	+0.6	+1.9	-0.6
Fouls	15.7	15.5	16.0	15.2
Turnovers	13.3	12.1	13.6	13.1
Assists	10.1	9.6	14.5	13.4
Blocks	3.2	2.7	4.6	4.0
Steals	7.1	7.1	6.5	5.6

2012-13 Colorado/Pac-12/National Team Stats

Category/Name	All Games Rank	All Games Stats	Pac-12 RK	Pac-12 Stats	National RK	National Stat
Scoring Offense	7th	67.9	11th	64.5	157	67.9
Scoring Defense	3rd	63.1	1st	62.2	99	63.1
Scoring Margin	5th	+4.8	4th	+2.3	101	+4.8
Free Throw %	9th	.681	7th	.697	238	.681
Field Goal %	9th	.438	11th	.416	133	.438
Field Goal % Def.	3rd	.402	2nd	.411	61	.402
3-Point Field Goal %	7th	.343	9th	.312	152	.343
3-Point FG Pct. Defense	2nd	.324	3rd	.321	123	.324
Rebounding Offense	3rd	37.2	4th	35.4	-	-
Rebounding Defense	6th	34.0	t-5th	34.8	-	-
Rebounding Margin	4th	+4.4	4th	+0.6	101	4.4
Blocked Shots	11th	3.2	11th	2.7	198	3.2
Assists	12th	10.1	12th	9.6	324	10.1
Steals	3rd	7.1	3rd	7.1	127	7.1
Turnover Margin	7th	-0.2	3rd	+0.9	181	-0.2
Assist/Turnover Ratio	12th	0.8	12th	0.8	314	0.8
Offensive Rebounds	6th	11.4	4th	11.4	-	-
Defensive Rebounds	4th	25.8	7th	23.9	-	-
Defensive Rebound %	7th	.695	10th	.676	-	-
Offensive Rebound %	5th	.333	4th	.330	-	-
3-Point FG Made	7th	5.4	8th	5.2	262	5.4

Individuals • All Games

Scoring

Spencer Dinwiddie	7th	15.4	6th	16.0	175	15.4
Askia Booker	16th	12.6	25th	11.1	-	-

Rebounding

Andre Roberson	1st	11.5	1st	11.0	1st	11.5
----------------	-----	------	-----	------	-----	------

Field Goal %

Xavier Johnson	7th	.514	9th	.511	-	-
Josh Scott	14th	.487	15th	.464	-	-
Andre Roberson	15th	.482	-	-	-	-

FT%

Spencer Dinwiddie	5th	.822	5th	.852	115	82.2
-------------------	-----	------	-----	------	-----	------

3PT FG %

Spencer Dinwiddie	7th	.383	-	-	-	-
-------------------	-----	------	---	---	---	---

3PT Made

Askia Booker	13th	1.4	15th	1.3	-	-
--------------	------	-----	------	-----	---	---

Assists

Spencer Dinwiddie	12th	3.0	t-10th	3.2	-	-
-------------------	------	-----	--------	-----	---	---

Steals

Andre Roberson	1st	2.3	2nd	2.3	24	2.3
Sabatino Chen	-	-	13th	1.3	-	-
Askia Booker	10th	1.3	-	-	-	-
Spencer Dinwiddie	10th	1.3	t-15th	1.2	-	-

Assist-Turnover Ratio

Spencer Dinwiddie	10th	1.4	t-7th	1.7	-	-
-------------------	------	-----	-------	-----	---	---

Blocked Shots

Andre Roberson	8th	1.4	9th	1.3	146	1.4
----------------	-----	-----	-----	-----	-----	-----

Offensive Rebounds

Andre Roberson	4th	3.0	4th	2.9	-	-
Josh Scott	6th	2.7	7th	2.5	-	-
Xavier Johnson	-	-	t-13th	2.2	-	-

Defensive Rebounds

Andre Roberson	1st	8.5	1st	8.1	-	-
----------------	-----	-----	-----	-----	---	---

Double-Doubles

Andre Roberson	t-2nd	11	t-4th	5	30th	11
Josh Scott/X. Johnson	t-10th	2	-	2	-	-

Minutes Played

Andre Roberson	9th	33.7	-	-	-	-
----------------	-----	------	---	---	---	---

BACK-TO-BACK OPPONENT: CU's first round opponent on Wednesday is Oregon State, the same team it ended the regular season with. Back in 2009-10, CU defeated the Red Raiders, 101-90 in the regular season finale at Boulder, then five days later lost 82-67 to the Red Raiders at the Big 12 Tournament in Kansas City. CU ended the season 15-16.

UNDER 70, AND WE'RE NOT TALKING GOLF: CU has held 10 straight conference opponents under 70 points; that is the most since 16 were held under 70 over the course of the entire 1962 Big 8 season and the first two games of the '63 season... later that same year, the Buffs had held eight straight league foes under 70, which the 2012-13 Buffs had matched.

WHAT ROBERSON MEANS TO CU: If junior forward Andre Roberson is not able to play against Oregon State, it will be his third straight game not in the starting lineup (viral illness). Here's a look of what his production means to the Buffs:

Category	CU Total	Roberson Total	Team w/out Dre	%Missing
Points	2038	301	1737	15%
Rebounds	1114	321	793	29%
Offensive Reb.	340	83	257	24%
Defensive Reb.	774	238	536	31%
Steals	214	63	151	29%
Blocks	95	38	57	40%

CARDIAC BUFFS: Under Tad Boyle (104 games), the Buffs have had more than their fair share of close games: try one-fifth of them. In games decided by three points or less in the Boyle Era, Colorado is 13-7 (4-3 in one-point games, 7-1 in two-point games and 2-3 in three-point games ... and 10-4 against league opponents, 6-3 vs. Pac-12, 4-1 vs. Big 12). And there were three overtime games that were decided by four or more points, so that means 23 games ended after regulation with the margin between 0 and 3 points.

TOP FRESHMAN SCORING DUOS / CU HISTORY

Season	Players	G	Pts	Avg.	Total
2011-12	Spencer Dinwiddie	36	360	10.0	677
	Askia Booker	35	317	9.1	
2009-10	Alec Burks	30	512	17.1	570
	Keegan Hornbuckle	24	58	2.4	
2012-13	Josh Scott	28	300	10.7	561
	Xavier Johnson	30	261	8.7	
2004-05	Richard Roby	30	480	16.0	537
	Marcus King-Stockton	25	57	2.3	

LARGEST MARGIN OF VICTORY VS. RANKED TEAMS (vs. Associated Press)

Date	Rk	Opponent	Margin	Score
Jan. 18, 1997	8	IOWA STATE	25	70-45
Dec. 16, 1963	4	at Arizona State	23	93-70
Mar. 7, 2013	23	OREGON	23	76-53
Mar. 21, 1955	5	*Iowa	21	75-54
Dec. 30, 1953	4	*Washington	21	81-60

*--in Kansas City

MARCH 7 VS. OREGON: Xavier Johnson became the second Colorado player this season to have a perfect night from the field scoring at least 22 points.

Major Conf. Players- Games w/22+ Points & 100% FG, 2012-13

Nov. 14	Erik Murphy, Florida vs. Wisconsin	24 pts.	10-of-10
Feb. 10	Spencer Dinwiddie, CU at Oregon State	24 pts.	6-of-6
Feb. 16	Will Sheehey, Indiana vs. Purdue	22 pts.	9-of-9
Feb. 25	Davante Gardner, Marquette vs. Syracuse	26 pts.	7-of-7
Mar. 7	Xavier Johnson, CU vs. Oregon	22 pts.	7-of-7

Head Coach Tad Boyle 2010-present (3 seasons at CU)

- CU record is 68-36 (.654) and 44-7 at home (.863).
- First CU coach to win 20 games in each of his first three years AND first CU coach to have three, 20-win seasons at CU.
- Seven-year head coaching record: 124-102 (.549).
- 68 wins at CU is fastest coach in school history to win that many in the shortest time; 5th place on the CU coaching list.
- #19 AP/USA Today Coaches' Poll (Nov. 26); AP #23 ranked (Nov. 19).
- 2012 Charleston Classic Champions (3-0).
- 93-44 (.679) coaching record in the last four years including a 25-8 record at Northern Colorado in 2009-10.

#0 Askia Booker

Point-Guard • 6-1 • 170 • So. • 1L • Los Angeles, Calif.

- Second on the Buffs: 3-pointers made (42), assists (67, 2.2 apg.) and scoring (12.6 ppg.) • 3rd in steals (39, 1.3 spg.)
- Tallied 20 points, twice (California, Murray State).
- Led team in assists 10 times this season (two shared).
- Leading scorer seven times (one shared).
- 694 career points (10.7 ppg.) • 12 games over 15+ points
- Double-digit scoring in 19 of 30 games this season.
- Pac-12 Conference Player of the Week (Nov. 11-17).
- Charleston Classic MVP: 19.3 ppg., 3.0 apg., 2.7 sts., 2.3 rpg., 51.1 FG% (24-of-47) made seven 3-pointers over the three games, and led all scorers.

#2 Xavier Johnson

Forward • 6-6 • 220 • Fr. • Los Angeles, Calif.

- 15 starts: 10.9 ppg. (3rd on team), 6.1 rpg. (2nd overall), 51.3 FG% (1st), 28.1 mpg., 17 treys (t-2nd); career-high 22 pts. vs. Oregon.
- 15 games off the bench: 6.5 ppg. (5th on team), 3.5 rpg. (5th overall), 51.5 FG%, 18.7 mpg.
- Against home win vs. Oregon: 7-of-7 FGs, 3-of-3 3FGs, 5-of-6 FT
- Double-doubles:
 - 10 pts., 14 rebs vs. Arizona State (Feb. 16);
 - 18 pts., 12 rebs. vs. California (Jan. 27).
- 1st on team in FG% (51.4); 9th in Pac-12-only FG% (51.1)
- First collegiate start at Arizona (13 pts., 6 rebs., 2 stls.).
- 4+ rebounds 18 times; 6+ rebounds 9 times
- 10 games with 10+ points • 8 games over 13 points.
- Season-best 7 FGM vs. Oregon, California; 7, Arizona.
- Led team in rebounding (Oregon State, Cal, Wofford).
- No. 15 in freshman points (261), No. 12 in rebounding (145), No. 13 blocks (14).

#3 Xavier Talton

Guard • 6-1 • 180 • Fr. • Sterling, Colo.

- Played in 29 games • 1.5 ppg., 7.5 minutes in reserve role.
- Led team in assists (3) at KU; season-best 7 pts. at Wyoming.
- 6 points in home win vs. Arizona (Feb. 14).

#5 Eli Stalzer

Guard • 6-3 • 185 • Fr. • Brea, Calif.

- 24 games played, averaging 9.4 minutes off the bench.
- Season-high 6 points in home win against Air Force (Nov. 25).
- 3 steals, 2 assists against Hartford (Dec. 29).

#15 Shane Harris-Tunks

Center/Forward • 6-11 • 250 • RS-Jr. • 2L

- **Liverpool, New South Wales, Australia**
- Played in 29 of 30 games; 8.7 mpg. • 1.3 ppg., 1.5 rpg.
- 93 career games played.

#23 Sabatino Chen

Guard • 6-4 • 190 • Sr. • 1L • Louisville, Colo.

- Started 20 of 30 games • 4.7 ppg., 2.3 rpg., 1.0 spg.
- Career-best 3 treys in home vs. Utah.
- 12 points vs. Utah (Feb. 21); Career-best 15 pts. at Arizona (Jan. 3).
- Career-high Field Goals Made (6), FGA (10) at Arizona (Jan. 3).
- Scored 6+ points in 11 games • Career-best 4 steals at Oregon State.

#21 Andre Roberson

Forward • 6-7 • 210 • Jr. • 2L • San Antonio, Texas

- 2012-13 Pac-12 Defensive Player of the Year; conference first team selection, All-Defensive team.
- DNP vs. Oregon & Oregon State (viral illness, day-to-day); 102 game streak snapped.
- 11.5 rpg. (**1st** Nationally); **#24** steals (2.25); **#32** double-doubles
- 11 double-doubles, t-2nd in Pac-12 (10.8 ppg., 11.5 rpg.).
- 1st in Pac-12 Rebounding (all games, conference-only, def-only).
- Career Totals: 9.6 ppg., 10.0 rpg., 1.6 stl., 1.5 bpg.
- Two 20 rebounding games (Stanford, at Fresno State).
- First b-2-b games this season to get 10+ rebs. (at Stan./at Cal)

- Last 5 games: 11.6 ppg., 10.8 rpg., 2.6 stl., 1.2 blk.
- 36 career double-doubles (t-4th at CU), Buffs are 28-8.
- In 102 career games, has grabbed 7+ rebounds 81 times.
- CU is 28-10 when grabs at least 12 rebounds in a game.
- CU is 10-1 when he 15 or more rebounds.

- Top Junior Nationally in rebounding
- 58 career games double-digit rebounding (20 this season).
- Third in career blocks (147); 7th in career steals (160).
- **2nd** on CU's all-time rebounding list with 1,019.
- Led CU in rebounding every game except three times this season.

- All three years among CU's top-10 in defensive rebounds.
- 5 double-doubles in 5 games vs. Utah (13.8 ppg., 13.8 rpg.)
- Pac-12 Player of the Week (Dec. 10-16).
- First CU player to average a double in back-to-back years since Shaun Vandiver (1989-91).
- Named to a pair of preseason Top-50 Watch lists (John R. Wooden and the Naismith).

#25 Spencer Dinwiddie

Point-Guard • 6-6 • 200 • So. • 1L • Woodland Hills, Calif.

- 2012-13 All-Pac-12 first team selection.
- #103 nationally in FT% (82.2); #173 nationally w/ 15.4 ppg.
- Started every game as a Buff (66), 23rd all-time.
- 4th in FT school history (.820).
- First in Buffs scoring 15.4 ppg. and assists (91, 3.0).
- First on team in FT% (82.2%) • Led team in scoring 11 times.
- Last 5 games: 15.2 pg., 5.2 rpg., 3.2 apg., .868 FT% (33-of-38).
- Led CU in assists 10 of 12 games & scoring in 5-of-8 games.
- 11+ points in 25 of 30 games • 804 career points (12.2 ppg.).
- Career-high 29 points in win over Colorado State (Dec. 5).
- 24 pts. personal best 16-of-18 FTs, 20T win vs. TX Southern (Nov. 27).
- 21 points and career-best 7 assists in home win over #9 Arizona.
- Named to Bob Cousy Watch List (Dec. 2012).

#31 Jeremy Adams

Guard • 6-5 • 220 • RS-Jr. • 1L • Madison, Miss.

- 27 games played • 2.4 ppg., 1.4 rpg. • 10.0 mpg.
- Career-high 27 minutes in road win vs. Stanford.
- Last 5 games: 5.6 ppg., 2.8 rpg., 10-of-20 FG (50%).
- Season-best 9 points, 2 steals in home win over Utah (Feb. 21).
- 5 points, 3 rebounds in road win at Oregon (Feb. 7).

#40 Josh Scott

Forward • 6-10 • 215 • Fr. • Monument, Colo.

- Pac-12 All-Freshman team.
- Second on the team 48.7 FG% and 75.3 FT%.
- Second in rebounding (5.4); fourth in scoring (10.7).
- Started in 27 of 28 games • Netted 11+ points in 16 of 28 games.
- Led the Buffs in scoring three times (one shared)
- Two double-doubles: 21 pts., 10 rebs. vs. Hartford (Dec. 29); 18 pts., 12 rebs. against Texas Southern (Nov. 27).
- No. 12 in freshman points (300), No. t-11 in blocks (18), No. 9 in rebounding (151).
- 11 rebounds at Cal, first game back after two games (concussion) vs. Arizona State (Feb. 16).

OFF THE COURT WITH CU MEN'S BASKETBALL

#0 Askia Booker: Los Angeles, Calif.

- Communication major.
- Pursuing a minor in creative writing.

#1 Wesley Gordon: Colorado Springs, Colo.

- Redshirted the 2012-13 season • Redshirt-freshman in 2013-14.
- Intended college major is communication.
- Averaged 19.7 points per game helping Sierra to a 26-2 record and an appearance in the 4A state championship game.
- All-Colorado and All-4A first-team all-state selection.
- Verbally committed to CU in March 2010.
- Was coached by head coach Terry Dunn, former CU men's assistant coach from 1996-2004.

#2 Xavier Johnson: Santa Ana, Calif.

- His mother, Janet, runs Skillzports, a non-profit in the L.A. area that provides an after school opportunity for at risk kids.
- Joins former Mater Dei teammate Eli Stalzer on the Buff roster (the first CU student-athletes hailing from the same high school as incoming freshmen since 1980 (Jay Humphries and Vince Kelley); and first high school teammates on the CU roster since 2002-03 (Matt Greenwald and Blair Wilson, Westminster HS [Colo.]).

#3 Xavier Talton: Sterling, Colo.

- Father played basketball at Virginia Union.
- One of four children.
- Xavier is a miracle child, his mother was in a car accident when he was in her womb.
- Wears jersey number 3, the same number he wore in high school.

#5 Eli Stalzer: Brea, Calif.

- Youngest of four children.
- Is a pianist; Accepted into CU's College of Music (Oct. 2012).
- Rounds out the CU class as the sixth freshmen and joins former Mater Dei teammate Xavier Johnson.
- Stalzer and Johnson are the first CU student-athletes hailing from the same high school as incoming freshmen since 1980 (Jay Humphries and Vince Kelley); and first high school teammates on the CU roster since 2002-03 (Matt Greenwald and Blair Wilson, Westminster HS [Colo.]).

#11 Chris Jenkins: Detroit, Mich.

- Redshirted the 2012-13 season • Redshirt-freshman in 2013-14.
- Selected CU because it's the "best place to help me become the best player I can be."
- Intended college major is chemistry, also interested in pre-med and biology.
- Averaged 20 points, 9.0 rebounds per game. • Shot 80 percent from the free throw line; 67 percent from the field; and 40 percent from the three-point arc during his senior year.
- Led University of Detroit Jesuit to a 14-7 record and to the MHSAA District #21 championship game with 20 points.

#14 Beau Gamble: Boulder, Colo.

- Father was a three-time All-American skier at CU, and mother was an All-American in tennis at Texas.
- College major is communication, also interested in course work in the area of real estate.

#15 Shane Harris-Tunks:

Liverpool, New South Wales, Australia

- College Major is Advertising in the College of Journalism.
- Graduates in May 2013, will forego final year of eligibility.
- Named 2011-12 Pac-12 Conference Academic Honorable Mention.

#21 Andre Roberson: San Antonio, Texas

- 'Dre Bound comes from an athletic family, father, John played basketball collegiately at New Mexico State (1985-89) and professionally overseas for 12 years; mother, Lisa played volleyball at New Mexico State (1985-89).
- Has five sisters, Arielle (currently with the CU women's basketball team); Aaliyah, Arianna, Ashlee, Amber; one brother, Anthony.
- Andre was the first student-athlete signed by Coach Boyle.
- Sister, Arielle and Andre are the only brother-sister basketball siblings in the Pac-12 Conference this year, and one of five nationally.
- Arielle has earned four Pac-12 Freshman of the Week honors this season. She was named Pac-12 Freshman of the Year.

#23 Sabatino Chen: Louisville, Colo.

- College major is mathematics.
- Graduates in May 2013.
- 2011-12 All-Pac-12 Conference Academic first team selection.

#25 Spencer Dinwiddie: Woodland Hills, Calif.

- Averaged 11.2 points, 7.7 assists, 3.1 rebounds, 2.4 steals per game as a senior helping Taft HS to a 29-3 record and a city championship in 2011.
- Named the Los Angeles City Section Player of the Year.
- One of seven high school players to earn the John R. Wooden High School Player of the Year Award as a senior.

#31 Jeremy Adams: Madison, Miss.

- Father, Jim played football at Delta State and is a member of the school's Hall of Fame.
- Cousin, Courtney Fells was an Associated Press All-American football player at North Carolina State.
- Interested in attending graduate school for organizational psychology.

#32 Ben Mills: Hartland, Wis.

- Three older sisters, Katie, and twin sisters, Amanda and Meghan played college basketball (Amanda: East Carolina; Meghan (Mercer).
- Great uncle, Ed Mills was the starting center on the 1947 Wisconsin Big Ten championship team; Uncle (Mike Mills) played at Marquette.

#40 Josh Scott: Monument, Colo.

- Father, Alton played football at the Air Force Academy, and mother, Theresa played basketball also at Air Force.
- One of five boys and they all have names starting with Jo
- Scott is also ambidextrous.
- Scored a state-leading 799 points as a senior during the 2011-12 season, and the third most points in the state of Colorado at Lewis-Palmer HS.
- Averaged 28.5 points (a state best), 11 rebounds, 2.5 blocks, 1.2 steals, 1.2 assists per game.
- Led Lewis-Palmer to a 27-1 record and the 4A state championship (at the Coors Events Center), a school-first since 1994.
- Wears jersey number 40 at CU, the same number he wore in high school.

HOME SWEET HOME: The Boyle coaching staff is an impressive 44-7 (.863) at the Coors Events Center.

- CU has sold out seven of 16 games during 2012-13 (Colorado State: 11,708; Stanford: 11,212; Arizona: 11,120; Oregon: 11,013; Arizona State: 10,926; Wofford: 10,611; Air Force: 10,607).

- 11,708 against CSU was the most attended game - men's or women's at the CEC.

- 16 sellouts (2012-13: 7; 2010-11: 5; 2011-12: 4). CU is 13-3 in those games.

- 12 of 15 home games have exceeded 10,000 fans (school record).

- CU is second behind Arizona in all games attendance (avg.: 10,392) & third in conference games (avg.: 10,486) behind Arizona & UCLA.

- CU sold out the home/season opener with 10,611 in attendance. It was also the largest non-conference home crowd (essentially in school history) to see a season/home opener.

- CU's home win over California (70-57) on Senior Day (Feb. 26, 2012) was the 500th game at the Coors Events Center.

- School record for conference-only attendance in 2012-13 (10,486) and first time ever conference home games average over 10,000. Previous two seasons: 9,809 (2010-11) and 9,160 (2011-12), first time 9k in back-to-back seasons.

- The men's basketball team is 357-158 (.693) at the Events Center in 35 seasons.

- In 2011-12, CU set a school-record for conference total attendance (82,442) breaking the 2010-11 total of 78,472. *Entering the final home game (OSU), the figure is 73,253.*

- CU set a school-record in 2012-13 for average attendance 10,392. Breaking last year's 7,804.

- According to *The Chronicle of Higher Education*, CU went from 4,637 fans in 2009 to 7,804 in 2012 for a 68% increase. The 68% makes CU the biggest gainers in attendance and a No. 1 ranking. Among the top 10 schools listed, CU is the only Pac-12 school that improved in attendance, while five Pac-12 schools decreased in attendance.

MISCELLANEOUS NOTES: CU has made at least one 3-pointer in 361-consecutive games dating back to Jan. 19, 2002 • CU's 9-4 mark over the game 18-29 span is the best "down the stretch" regular season record in school history for years with 27 or more games (tops three 8-4s) • CU is 4-2 this season against nationally ranked opponents, the most wins in a season since 2002-03 (4-4) • The Buffs are now 2-1 in season home finales (wins over California (70-57, 2011-12; Nebraska (67-57, 2010-11).

DOUBLE-DOUBLES: Andre Roberson, has been a double-double machine for the second season in a row. Since 2011-12, D-I players with the most double-doubles.

O.D. Anosike, Siena	41
Mike Muscala, Bucknell	37
Keith Rendleman, UNC-Wilmington	36
Jack Cooley, Notre Dame	33
Andre Roberson, Colorado	31

REBOUNDS/BLOCKS/STEALS: Andre Roberson has had at least 10 rebounds, two blocks and two steals in 10 games this year, twice as many as any other Division I player.

Andre Roberson, CU	10 (28 games played)
Josh Smith, Atlanta Hawks	8 (59 games played)
Joakim Noah, Chicago Bulls	8 (58 games played)

DINWIDDIE/FT LINE NATIONALLY: Spencer Dinwiddie is one of the few guards who can get to the line without taking many shots. Division I Guards, Fewest FG Attempts Per FT Attempt (min. 150 FGA).

Player, Team	FGA	FTA	FGA/FTA
Jake Odum, Indiana State	261	227	1.15
Ryan Manuel, SMU	231	203	1.14
Spencer Dinwiddie, Colorado	282	214	1.32
Stephen Croone, Furman	198	137	1.45
Kerron Johnson, Belmont	287	210	1.37

NOTES (in loss to Oregon State)

- CU's second-worst shooting performance of the season (21-of-60, 35.0, worst at home), and the eighth time the Buffs were held under 40 percent (though CU is 2-6 in those games)
- The teams combined for just 24 fouls, tied for the second fewest this year (21 at Oregon, also 24 at California) • Sabatino Chen led the team in scoring at the half for the first time in his career (7 points) • The 8-point deficit CU faced (49-41) in the second half was the second biggest at home this season (UCLA led by 13 on two occasions).

SPENCER DINWIDDIE (18 PTS, 5 AST, 5 STL)

- matched his career high with five steals, previously done against USC earlier this year. He led the Buffs in scoring for the 13th time this season, the 10th time in Pac-12 Conference play. He made 8-of-9 free throws and is now 176-of-214 for the year (82.2 percent), and 109-of-127 in Pac-12 games (85.8).

HOLDING OPPONENT AT 50 or UNDER:

CU has held four opponents (Utah: 50; Oregon: 47; Washington State: 49; Fresno State: 43 points) to under 50 points in a game this season. Ten times a Boyle-coached CU team has allowed the opponent under 50 points. In 2011-12, Buffaloes defense held the opponent under 50 points, six times.

CU Coaches holding opponent under 50 points in a game (since 1956-57 season: minimum 23 played games in season)

Head Coach	Yrs	# Games U-50 pts
Sox Walseth	1956-76 (20 years)	19 games
Tad Boyle	2010-present (2+ yrs.)	10 games

FREE THROW SHOOTING: Career percentages at the charity stripe with under five and two minutes (and overtime) to play for the current players on the roster.

5:00-2:01

Chen	3-of-3	100%
Adams	1-of-1	100%
Scott	8-of-9	88.9%
Dinwiddie	39-of-46	84.8%
Booker	14-of-18	77.8%
Harris-Tunks	2-of-3	66.7%
Johnson	2-of-3	66.7%
Roberson	14-of-28	50.0%
Mills	0-of-1	00.0%

2:00-0:00

Dinwiddie	70-of-82	85.4%
Chen	4-of-6	75.0%
Scott	4-of-5	75.0%
Roberson	39-of-68	57.4%
Booker	14-of-28	50.0%
Adams	3-of-6	50.0%
Harris-Tunks	1-of-2	50.0%
Stalzer	1-of-2	50.0%
Johnson	1-of-3	33.3%

Overtime 5:00-2:01

Dinwiddie	4-of-4	100%
Scott	1-of-1	100%
Johnson	3-of-6	50.0%

OT 2:00-0:00

Adams	2-of-2	100%
Dinwiddie	2-of-2	100%
Booker	2-of-3	66.7%
Chen	0-of-2	0.0%

Combined Total

Scott	13-of-15	86.7%
Dinwiddie	115-of-134	85.8%
Adams	6-of-9	66.7%
Chen	7-of-11	63.6%
Booker	30-of-49	61.2%
Harris-Tunks	3-of-5	60.0%
Roberson	53-of-96	55.2%
Stalzer	1-of-2	50.0%
Johnson	6-of-12	50.0%
Mills	0-of-1	00.0%

PEFECT GAMES: Spencer Dinwiddie made CU history against Oregon State (Feb. 9); he recorded the top "perfect game" in Colorado basketball history when he scored the most points ever by a Buffalo without missing a shot. Norm Saunders set the mark, also on the road at Wichita State on Dec. 2, 1963; it was equaled some 24 years later by Dan Becker against Dayton in Boulder. He also took the most shots (14, six field goals, eight free throws) without missing, besting Becker's 12. CU's all-time perfect games:

Player	Opponent	Date	Result	FG-FGA	3Pt	FT-FTA	PTS	(Shots)
Spencer Dinwiddie	at Oregon State	Feb. 9, 2013	W, 72-68	6- 6	4-4	8- 8	24	(14)
Norm Saunders	at Wichita State	Dec. 2, 1963	L, 61-71	8- 8	3- 3	19	(11)
Dan Becker	DAYTON	Jan. 10, 1987	W, 77-59	7- 7	0-0	5- 5	19	(12)
John Addison	MIDWESTERN ST.	Dec. 29, 1979	W, 86-70	9- 9	0- 0	18	(9)
Shaun Vandiver	UTAH	Dec. 6, 1988	W, 68-65	7- 7	0-0	4- 4	18	(11)
Billy Houston	MIDWESTERN ST.	Nov. 28, 1981	W, 62-50	7- 7	0- 0	14	(7)
Bill Cole	OKLAHOMA STATE	Jan. 21, 1974	W, 90-67	4- 4	5- 5	13	(9)
Dwight Thorne II	COLO. CHRISTIAN	Nov. 20, 2007	W, 78-58	5- 5	1-1	2- 2	13	(7)
Tim Wedgeworth	EVANSVILLE	Dec. 10, 1969	W, 97-66	6- 6	0- 0	12	(6)
Rob Gonzalez	Idaho St. (at Las Vegas)	Dec. 21, 1981	W, 58-52	5- 5	2- 2	12	(7)
Randy Downs	at Iowa State	Mar. 3, 1984	L, 62-70	4- 4	4- 4	12	(8)
Scott Wilke	at Dayton	Jan. 8, 1986	L, 66-67	4- 4	4- 4	12	(8)
Richard Fox	at Texas Tech	Jan. 20, 2001	W, 88-71	6- 6	0-0	0- 0	12	(6)
Joe Washington	WISCONSIN-PARKSIDE	Jan. 6, 1981	W, 91-51	5- 5	1- 1	11	(6)
Jeff Penix	at Oklahoma	Feb. 18, 1987	L, 84-108	4- 4	3-3	0- 0	11	(4)

11 occasions

(Sande Goltart 2, Asad Ali 1, Jim Davis 1, Lamar Harris 1, Jay Humphries 1, *Russ Lind 1, Bill Markham 1, Mike Reid 1, Tom Went 1, Chuck Williams 1; *—Lind had the first documented one of 10 points or more on Dec. 29, 1958 against Nebraska in Kansas City, 5-5 FG.)

XAVIER JOHNSON (6 PTS, 7 REB, 3 BLK)

- Three blocked shots are a season/career high, besting two he had against Dayton back in November; it equaled the total he had in the previous 11 games.

NOTES (in the win over Oregon)

- Head coach Tad Boyle is the first CU coach to have three-straight 20-win seasons.
- 16th sellout in Boyle era (13-3 overall).
- Head coach Tad Boyle 68th career win at CU moving into 5th place on the school's all-time wins list.
- Colorado improved to 7-3 against Oregon and remains unbeaten in Boulder (4-0).
- CU has won four of the last five in the series since last season.
- CU improves 11-2 under Boyle following a road loss and the next game being at home (losses: Kansas & Texas A&M in 2010-11); has now won seven-straight at home following a road loss with home win.

TRENDS: Spencer Dinwiddie has led the Buffs in scoring 13 times; Askia Booker seven times (including one shared); Josh Scott five times • Andre Roberson has led the Buffs in rebounding in every game except five times this season (Xavier Johnson: three times; Josh Scott twice) • Dinwiddie led in assists 17 times (one shared) • Roberson in steals 16, 7 times (five shared) and blocks 20 times (seven shared).

ROAD LOSS = HOME WIN: In three years as CU's head coach, Tad Boyle and the Buffs are 10-2 in games with a road loss then following the next game with a home victory. CU was 5-2 in 2010-11; 3-0 (2011-12), and 3-0 this year.

VERSUS RANKED TEAMS: The Buffs are 4-2 against ranked teams this season. Since 1961-62, the Buffs have not had a winning record against ranked teams in the same season. The 2002-03 Buffs were 4-4 (.500) against ranked teams. Also, in 1960-61, CU

was 2-0 and in 1961-62, the Buffs won their only match up against a ranked team. Finally, the 1963-64 Buffs were 1-1 against ranked teams.

20 WINS IN A SEASON: CU won 20 games for the third straight year (a school record and a first for a head coach). The 20 regular season wins ranks tied for second with two other CU teams in the 112-year history.

21, 1996-97

20, 2012-13; 20, 1968-69; 20, 2012-13

MORE REBOUNDS THAN POINTS: Andre Roberson is averaging an unconventional double-double, with more rebounds than points on the season. Players w/More Rebounds Than Points While Avg 10+ PPG & 10+ RPG, Since 2002-03 (Min. 50% of Team's Games Played)

		PPG	RPG
2012-13	Andre Roberson, Colorado	10.8	11.5
2010-11	P.J. Alawoya, Mcneese State	10.2	10.3
2006-07	Chris Holm, Vermont	10.6	12.2
2006-07	Rashad Jones-Jennings, Ark.-Little Rock	12.5	13.1
2004-05	Dwayne Jones, St. Joseph's	10.1	11.6

HOME COURT: CU went 12-3 (.800) at home this season and 44-7 (.863) at the Coors Events Center under the Boyle coaching staff • CU has played in front of 10,000 fans in attendance 12 of 15 home games (largest crowd a school record vs. Colorado State: 11,708; smallest vs. Texas Southern: 8,325) • Fourth straight year with at least 12 wins at the Events Center.

SOPHOMORE DUOS: Spencer Dinwiddie (15.4 ppg.) & Askia Booker (12.6 ppg.) are the first sophomore tandem in 45 years (1968-69) to lead the team in scoring. They join Cliff Meely (23.8, 667 pts.) and Ron Smith (12.6, 214 pts.) as sophomores, who both led CU to the Big 8 title, finished in third place at the NCAA Midwest Tourney, and a 21-7 record (first 20-win season in school history). As freshmen, Dinwiddie (360 pts.) & Booker (317 pts.) combined for a school-record 677

points. This year they have 838 points, while Meely/Scott had 881 points.

SINGLE-DIGIT ASSISTS: CU is 8-5 this season when having single-digit assists in a game. They're 4-4 in Pac-12 games. The season-low is five (win at Stanford); six assists performed six times with wins over Utah, Murray State and Baylor; losses at Cal, at Utah, and at Washington.

ONE-TWO BACKCOURT: CU sophomores Askia Booker and Spencer Dinwiddie are one of the best guard tandems nationally, and No. 1 among major conferences. Overall, they're fourth out of four sophomore backcourts in leading their respective teams in points per game. They're the only combo guard duo from the list leading their team in scoring, assists and three-pointers made.

- 1) 35.3 ppg, Niagara University: Antoine Mason 18.4 ppg. (son of former NBA player Anthony Mason) and Juan'ya Green 16.9 ppg.
- 2) 30.8 ppg., Charleston Southern: Saah Nimley 15.6 ppg., Arlon Harper 15.2 ppg.
- 3) 28.2 ppg., Rutgers: Eli Carter 14.9 ppg. and Myles Mack 13.3 ppg.
- 4) 28.0 ppg., Colorado: Spencer Dinwiddie 15.4 ppg. & Askia Booker 12.6 ppg.

CHARITY STRIPE: Spencer Dinwiddie etched his name in the CU record book making 33-straight free throws, third most in school history that spanned five games.

45: Cory Higgins, Dec. 10, 2008-Jan. 14, 2009 (9 games); Big 12 record

39: Rob Gonzalez, Jan. 10-Feb. 26, 1983 (13 games)

33: Spencer Dinwiddie, Feb. 7-21, 2013 (5 games)

Pac-12 Record: 62, Luke Ridnour, Oregon (Jan. 4-Feb. 22, 2003; 14 games)

ATTENDANCE: CU's season finale crowds of 10,105 was the 12th crowd over 10,000 this year and 14th over 9,000, both school bests. The total for the 15 home games was 155,884, the highest gross total in school history; the 10,392 average works to 94 percent of capacity (11,064) of the Coors Events Center this season and finishes second in the Pac-12 this season to Arizona (14,131). Under Tad Boyle, the Buffs have now enjoyed the best three consecutive years in attendance numbers ever (421,028, an 8,255 average for 51 games; no previous coach averaged over 6,500 for a three-year run). CU's top five season attendance figures:

SEASON TOTAL (All Games)	SEASON AVERAGE	CONFERENCE TOTAL	CONFERENCE AVERAGE
1) 2012-13 15 155,884	1) 2012-13 15 10,392	1) 2012-13 (Pac-12) 9 94,371	1) 2012-13 (Pac-12) 9 10,486
2) 2010-11 20 140,284	2) 2011-12 16 7,804	2) 2011-12 (Pac-12) 9 82,442	2) 2010-11 (Big 12) 8 9,809
3) 2011-12 16 124,860	3) 1983-84 15 7,659	3) 2010-11 (Big 12) 8 78,472	3) 2011-12 (Pac-12) 9 9,160
4) 1983-84 15 114,887	4) 2010-11 20 7,014	4) 2002-03 (Big 12) 8 71,962	4) 1983-84 (Big 8) 7 9,147
5) 1990-91 17 113,334	5) 1982-83 15 6,915	5) 2009-10 (Big 12) 8 65,607	5) 2002-03 (Big 12) 8 8,995

Most Double-Doubles (Career)

1. Shaun Vandiver	1988-91	57
2. Cliff Meely	1968-71	50
3. Jim Davis	1961-64	47
4. Andre Roberson	2010-pre.	36
Stephane Pelle	1999-03	36
6. Scott Wedman	1971-74	35
7. Burdette Haldorson	1951-55	33
8. Ken Charlton	1960-63	31
9. Alex Stivrins	1983-85	29
10. David Harrison	2001-04	25

Most Double-Doubles (Season)

1) Shaun Vandiver	1989-90	21
Burdette Haldorson	1954-55	21
3) Andre Roberson	2011-12	20
Cliff Meely	1968-69	20
5) Shaun Vandiver	1990-91	19
Jim Davis	1962-63	19
7) Jim Davis	1962-63	18
8) Shaun Vandiver	1988-89	17
Alex Stivrins	1984-85	17
Cliff Meely	1969-70	17

Offensive Rebounds in a Season

(since 1979-80 when offensive rebounds were kept):

1) Alex Stivrins	116	1984-85
2) Shaun Vandiver	114	1990-91
3) Andre Roberson	111	2011-12
Shaun Vandiver	111	1989-90
5) David Harrison	108	2003-04
6) Stephane Pelle	107	2001-02
7) Andre Roberson	106	2010-11
8) David Harrison	103	2002-03
Mark Dean	103	1993-94
10) Alex Stivrins	100	1983-84

Defensive Rebounds in a Season

(since 1979-80 when defensive rebounds were kept):

1) Andre Roberson	290	2011-12
2) Andre Roberson	238	2012-13
3) Shaun Vandiver	225	1989-90
4) Shaun Vandiver	217	1990-91
5) Stephane Pelle	207	2001-02
6) Shaun Vandiver	204	1988-89
7) Stephane Pelle	201	2002-03
Alex Stivrins	201	1984-85
9) Andre Roberson	191	2010-11
10) Matt Bullard	183	1986-87

CU Career Rankings

Scoring

27. Wilky Gilmore, 1961-63	1,026
28. Chauncy Billups, 1995-97	1,020
29. Toney Ellis, 1997-80	990
30. Randy Robinson, 1988-93	980
31. Andre Roberson, 2010-pre.	976

Rebounding

1. Stephane Pelle, 1999-2003	1,054
2. Andre Roberson, 2010-pre.	1,019

Blocked Shots

1. David Harrison, 2001-2004	225
2. Ted Allen, 1991-95	161
3. Andre Roberson, 2010-pre.	147

Steals

1. Jay Humphries, 1980-84	309
6. Richard Roby, 2004-08	176
7. Andre Roberson, 2010-pre.	160

Minutes

12. Austin Dufault, 2008-12	3439
13. Stephanie Pelle, 1999-2003	3141
14. Michel Morandais, 2000-04	3013
15. Andre Roberson, 2010-pre.	2877

Games Played

29. Sande Goltart, 1991-95	106
30. Brian Johnson, 1977-81	106
31. Larry Vaculik, 1974-78	106
32. Jacques Tuz, 1977-82	104
Emmett Lewis, 1975-79	104
34. Jamahl Mosley, 1997-01	103
Michael Lee, 1984-88	103
36. Andre Roberson, 2010-pre	102

SEASON REBOUNDING (JUNIORS)

1. Shaun Vandiver, 1989-90	336
2. Cliff Meely, 1969-70	332
3. Jim Davis, 1962-63	329
4. Andre Roberson, 2012-13	321

RECORD BOOK WATCH: Andre Roberson is just the second CU men's player to eclipse the 1,000 rebound plateau (Stephane Pelle {pay-lay}: 1054, 1999-2003) • With 1,019 Roberson needs 36 rebounds to break the record. • His 321 rebounds, Roberson is the 8th CU player to have that many in a season. Last year he grabbed a CU-best 401 rebounds • He has 11 double-doubles this season (36 career, tied for 4th at CU).

CONFERENCE ROAD WARRIORS ... Colorado has won three straight conference games on the road, a first since 2000-01; while not the loftiest of achievements, it hasn't been common at CU. Tad Boyle's teams have won two straight Pac-12 road games twice, something the Buffaloes managed only four times in the 15 years as a member of the Big 12. And in the 49 seasons Colorado was in the Big 7/Big 8 (1948-96), it won two straight league road games a grand total of 13 times.

Three Straight: Colorado last won three straight conference road games (Feb. 7-27, 2013 (at Oregon, at Oregon State, at Stanford); and from Jan. 20-Feb. 10 2001 (at Texas Tech, Nebraska and Kansas State). The Buffs won three straight twice in the Big 12 and six times in the Big 7/Big 8.

Three of Four: CU has won three of its last four Pac-12 road games, the fourth time it has done that under Boyle. It did it twice in the Big 12.

Four Straight: Colorado last won four straight conference road games in 1996-97 (at Missouri, Texas Tech, Baylor and Kansas State). It won four straight twice in the Big 7/Big 8 (1961-62, the last time it won as many as five in a row, and in 1963-64).

Four of Five: CU has won as many as four of five league road games just four times: 1996-97, 1963-64, 1961-62 (five in a row with a loss on either end) and 1954-55.

Five of Six: CU has done this just twice: in 1954-55 and 1961-62.

AGAINST RANKED OPPONENTS

- The Buffs have defeated two or more ranked teams eight times in the history of the AP poll, and three of those eight streaks have come under Tad Boyle. The longest streak is three games, accomplished twice, first spanning two seasons from December 12, 1960 to January 6, 1962; and then again in the 1991-92 season from February 5-19.
- Only four times have the Buffs defeated three or more ranked teams in the same season, with two of those four seasons coming under Tad Boyle in the last three years. The Buffs defeated four ranked teams in 2012-13, 2010-11, and 2002-03, and have three such wins in 1991-92.
- The Buffs have now defeated 53 ranked teams (AP poll) in its history dating back

to 1949-50. Tad Boyle now has nine wins over ranked teams.

- In the history of the Coors Events Center (1979-80), the Buffs have now defeated nine top 10 ranked teams (AP poll) in the building's history. With the Buffs 71-58 win over No. 9 Arizona, three of those nine wins have been come under Tad Boyle. The Buffs defeated No. 5 Texas and No. 8 Missouri in 2010-11.

MOVIN' UP: Juniors Andre Roberson and Ben Mills are tied for third all-time in school history for most wins in a four-year class with 68 (36 losses), the same record as head coach Tad Boyle.

Record	Seasons	Players
72-64	.529	2008-2012
Austin Dufault,	Nate Tomlinson	

71-53	.573	1996-2000
Will Smith		

68-36 .654 2010-pre.
Andre Roberson, Ben Mills

68-52	.567	2000-2004
Michel Morandais,	Blair Wilson	

68-55	.553	1999-2003
Stephane Pelle		

Pac-12 HALL OF FAME: The Pac-12 Conference will honor 11 former student-athletes and one former coach with their induction into the Pac-12 Men's Basketball Hall of Honor. The induction will occur on Saturday, March 16, during a ceremony prior to the Championship Game at the 2013 Pac-12 Men's Basketball Tournament held at the MGM Grand Garden Arena in Las Vegas, Nev. The individuals to be inducted are: Jason Gardner (Arizona), Dennis Hamilton (Arizona State), Shareef Abdur-Rahim (California), **Cliff Meely (Colorado)**, Chuck Rask (Oregon), Charlie Sitton (Oregon State), Ron Tomsic (Stanford), Lucius Allen (UCLA), Forrest Two-good (USC), Keith Van Horn (Utah), Nate Robinson (Washington) and James McKeenan (Washington State).

20-REBOUND CLUB: Andre Roberson has a pair of 20 rebound games this season (Stanford, at Fresno State), becoming the 17th and 18th time in school history a CU player to have 20 or more in a game • Roberson is the 10th player to reach the 20-rebound plateau and fifth player to have multiple 20-rebound games. The others: Burdette Haldorson (4), Jim Davis (3), Cliff Meely (2), Jamahl Mosley (2) • Roberson is the first CU player to grab that many multiple times since Mosley accomplished it twice during 2000-2001 (vs. Missouri, vs. Baylor at KC). Prior to Mosley, it hadn't happened since Meely did it in during the

1969-70 and 1970-71 seasons. Roberson and Mosley are the only two players to accomplish the feat in the past 43 years.

TWEET: "Nobody has a home court advantage like CU does. We have the altitude, the attitude (we have a Chip on our shoulders) and the C-Unit." - A CU fan following men's basketball on twitter

10+ PPG: In each season under Coach Boyle, the Buffs have had four players average in double figures. This year, Spencer Dinwiddie (15.4), Askia Booker (12.6), Andre Roberson (10.8), and Josh Scott (10.7) Last year, Carlton Brown, Andre Roberson, Austin Dufault, and Nate Tomlinson ended the season averaging 10 or more a game; and in 2010-11, Alec Burks, Cory Higgins, Levi Knutson and Marcus Relphorde averaged over 10 a game.

20-POINT SCORERS: This season, CU has had five players score 20 or more points in a games (Dinwiddie: 7; Scott: 2, Booker: 2; Roberson: 1, Johnson: 1). Last season, the Buffs managed only two players over 20-points in a game (Andre Roberson: 3; Carlton Brown: 3).

NATIONALLY RANKED: 2 WEEKS: The Buffs were ranked nationally for two weeks coming in at No. 23 in the Associated Press poll (Nov. 19-25) and No. 19 in both polls (Nov. 26-Dec. 2). The No. 23 ranking was the first time the program has been ranked in a major poll since earning back-to-back No. 25 rankings in the Coaches Poll during the 2005-06 season. In the AP poll, it is the first ranking since appearing at No. 24 in the final poll of the 1996-97 season, when Chauncey Billups led the Buffs to the second round of the NCAA Tournament.

ANDRE & ARIELLE: The Roberson's are the only brother/sister tandem on the 2012-13 basketball rosters from the same school in the Pac-12 Conference. They're one of five brother/sister tandems on 2012-2013 basketball rosters in Division I. The Big Ten has two tandems, followed by one each in the ACC, Mountain West and the Pac-12 Conferences. CU has another brother/sister pair on the ski team with freshmen Maria and Gustav Nordstrom from Sweden.

Virginia (ACC): Taylor Barnette (Fr.) and Sarah Beth Barnette (RS-So.)

Indiana (Big Ten): Jordan Hulls (Sr.) and Kaila Hulls (RS-Fr.)

Ohio State (Big Ten): Aaron Craft (Jr.) and Caitie Craft (Fr.)

Air Force (Mountain West): Marshall Leipprandt (Fr.) and Alicia Leipprandt (Sr.)

Colorado (Pac-12): Andre Roberson (Jr.) and Arielle Roberson (RS-Fr.)

2012-2013 Game Leaders & Career Scoring Double-Digits

	'12-13	Career
Andre Roberson	16	50
Spencer Dinwiddie	25	45
Askia Booker	19	34
Josh Scott	16	16
Xavier Johnson	10	10
Sabatino Chen	4	5

Double-Digit Rebounding Games

	'12-13	Career
Andre Roberson	20	58
Xavier Johnson	3	3
Josh Scott	3	3

Double-Doubles

	'12-13	Career
Andre Roberson	11	36
Xavier Johnson/Josh Scott	2	2

20-Point Games

	'12-13	Career
Spencer Dinwiddie	7	7
Andre Roberson	1	4
Askia Booker/Josh Scott	2	2
Xavier Johnson	1	1

Scoring

	'12-13	Career
Spencer Dinwiddie	13	22
Askia Booker	7	14
Andre Roberson	3	14
Josh Scott	5	5
Xavier Johnson	3	3

Reb. Leaders

	'12-13	Career
Andre Roberson	25	83
Xavier Johnson/Josh Scott	3	3
Askia Booker	1	1
Shane Harris-Tunks	-	2
Spencer Dinwiddie	-	1

Assist Leaders

	'12-13	Career
Spencer Dinwiddie	18	25
Askia Booker	10	15
Andre Roberson	2	10
Sabatino Chen	2	2
Josh Scott/Xavier Talton	1	1
Shane Harris-Tunks	-	1

Steal Leaders

	'12-13	Career
Andre Roberson	17	43
Askia Booker	8	14
Spencer Dinwiddie	6	15
Sabatino Chen	3	7
Shane Harris-Tunks	-	6
Josh Scott	3	3
Xavier Johnson/Eli Stalzer	1	1
Xavier Talton	1	1
Jeremy Adams/Ben Mills	-	1

Block Leaders

	'12-13	Career
Andre Roberson	20	69
Shane Harris-Tunks	-	12
Spencer Dinwiddie	6	10
Xavier Johnson/Josh Scott	6	6
Sabatino Chen/S. Harris-Tunks	1	1
Ben Mills	-	1

Career Games

	Starts	Career
Andre Roberson	62	102
Shane Harris-Tunks	5	93
Spencer Dinwiddie	66	66
Sabatino Chen	20	65
Askia Booker	31	65
Jeremy Adams	1	58
Ben Mills	-	32
Josh Scott	27	28
Xavier Johnson	15	30
Xavier Talton	-	29
Eli Stalzer	-	24
Beau Gamble	-	5

THE LAST TIME ...

20-Point Scorer: 22, Xavier Johnson vs. Oregon, March 7, 2013

30-Point Scorer: 33, Alec Burks, vs. Texas, Feb. 26, 2011

40-Point Scorer: 42, Jaquay Walls, Iowa State (ot), Feb. 19, 2000

Two 20-point Scorers in Same Game: vs. California: Alec Burks (25), Cory Higgins (22), March 18, 2011

Three 20-point Scorers in Same Game: vs. Oklahoma State: Kal Bay (21), Dominique Coleman(20), Richard Roby (20), Feb. 3, 2007

Five Double-Figure Scorers in Same Game: Stanford, Jan. 27, 2013: Askia Booker (13), Spencer Dinwiddie (12), Andre Roberson (12), Josh Scott (12), Xavier Johnson (11)

Six Double-Figure Scorers in Same Game: vs. Longwood, Dec. 19, 2010: Cory Higgins (18), Levi Knutson (17), Alec Burks (15), Marcus Relphorde (14), Andre Roberson (14), Austin Dufault (12)

Double-Double Performance: Andre Roberson (10 pts., 13 rebs.), Utah, Feb. 21, 2013

Triple-Double Performance:

David Harrison (20 points, 10 rebounds, 11 blocks), Nebraska, Mar. 8, 2003

Player with 20 or More Rebounds: 20, Andre Roberson, Stanford, Jan. 27, 2013

20, Andre Roberson at Fresno State, Dec. 12, 2012; 21, Stephane Pelle, Stetson, Nov. 24, 2002

Player with 15 or More Rebounds: 15, Andre Roberson, Arizona State, Feb. 16, 2013

Player with 10 or More Rebounds: 11, Josh Scott, at California, March 2, 2013

Last Pair with 15+ rebounds in same game: Andre Roberson (15)/Alec Burks (15) vs. Iowa State (Mar. 9, 2011, at Kansas City); Cliff Meely (21) and Mike Colman (15) vs. Missouri, Mar.8, 1969

Player with 10 or More Assists: 10, Marcus Hall, vs. Baylor (2ot), Kansas City, Mar. 13, 2008

Player with Five or More Steals: 6, Alec Burks vs. Yale, Dec. 29, 2009;

5, Spencer Dinwiddie vs. Oregon State, Mar. 9, 2013

Player with Six or More Three-Point FGs Made: 6, Levi Knutson, at Kansas State (Jan. 12, 2011) and vs. Oregon State (Dec. 4, 2010)

Player with Five or More Blocked Shots: 7, Andre Roberson, Oregon, Feb. 4, 2012

Scored 100+Points, Team: 104, Longwood (59), Dec. 19, 2010; 101, vs. Texas Tech (90), March 6, 2010

Scored under 49 Points, Team: 46 at California (62), Mar. 2, 2013

Scored under 39 Points, Team: 35, vs. Texas (78), Kansas City, Mo., Mar. 10, 2000

Shot 60.0 Percent or Better from the Field, Team: 66.7, Northern Arizona, Dec. 21, 2012

Shot Under 35.0 Percent from the Field, Team: 34.9, vs. Utah, Mar. 7, 2012

Made 30 or More Free Throws, Team: 34, vs. Oklahoma State, Jan. 15, 2011

Made 10 or more Three-Point Field Goals, Team: 12 vs. Utah, Dec. 31, 2011

Had 50 or More Rebounds, Team: 52 vs. Hartford, Dec. 29, 2012; 51 at USC, Jan. 26, 2012

Had 25 or more Assists, Team: 27 vs. Cal State Northridge, Dec. 22, 2009

Had 15 or More Steals, Team: 19, vs. Savannah State, Jan. 3, 2006;

15 vs. USC, Jan. 10, 2013

Had 10 or More Blocked Shots, Team: 10, vs. Pepperdine, Dec. 4, 2006

Had Fewer than 7 Turnovers, Team Since 2005 (Coach Boyle teams are indented)

4, at Iowa St., Jan. 30, 2010 (L, 63-64);

5, vs. California, Feb. 26, 2012 (W, 70-57);

5, vs. California, Mar. 18, 2011 (W, 89-72);

5, vs. Nebraska, Mar. 5, 2011 (W, 67-57);

5, vs. Baylor, Jan. 12, 2010 (W, 78-71);

5, vs. Utah, Dec. 7, 2005 (W, 76-52);

6, vs. Stanford, Feb. 23, 2012 (L, 50-74);

6, vs. Arizona, Jan. 21, 2012 (W, 64-63)

6, vs. Kansas, Jan. 25, 2011 (L, 78-82);

6, at California, Mar. 2, 2013 (L, 46-62); 6 vs. San Francisco, Dec. 1, 2009 (W, 78-54)

7, vs. Colorado State, Dec. 5, 2012 (W, 70-61); 7, vs. Oregon, Mar. 8, 2012 (W, 63-62);

7, vs. Georgia, Nov. 28, 2011 (W, 70-68); 7, at Iowa State, Mar. 2, 2011 (L, 90-95);

7, vs. Colorado State, Dec. 8, 2010 (W, 90-83, ot; 7 vs. Idaho State, Nov. 12, 2010 (W, 88-80).

CU RECORD WHEN...	2013 Pac-12	'12-13 All Games	2012 Pac-12	'11-12 All Games	2011 Big 12	'10-11 All Games
Leading at halftime:	7-3	15-4	13-2	19-3	4-2	17-3
Trailing at halftime:	3-5	5-6	2-5	5-8	5-7	6-9
Tied at halftime	-	-	-	-	1-0	1-1
Shoot 50-59 percent:	3-1	6-1	2-1	5-1	4-0	11-0
Shoot lower than 49.9%:	6-2	10-3	10-3	16-8	5-9	13-12
Shoot lower than 39.9%:	1-5	4-6	3-3	3-3		
Higher % than oppt.:	9-2	19-2	14-1	23-2	8-1	19-1
Lower % than oppt.:	1-6	1-8	1-6	1-10	2-8	5-12
Score 40-49 points:	1-1	1-1	-	-	-	-
Score 50-59 points:	1-4	2-5	4-3	4-5	1-0	1-0
Score 60-69 points:	3-1	5-2	4-4	5-5	1-4	1-5
Score 70-79 points:	4-1	6-1	6-0	10-1	4-3	5-5
Score 80-89 points:	1-1	5-1	2-1	4-1	2-1	10-2
Score 90-99 points:	-	1-0	-	1-0	2-1	6-1
Score 100+	-	-	-	-	-	1-0
More rebounds than oppt:	8-4	17-5	10-1	17-2	8-2	19-2
Fewer rebounds than oppt.:	2-4	3-5	5-5	7-9	2-6	4-10
Same amount of rebounds:	-	-	0-1	0-1	0-1	0-1
Under 39 rebounds:	9-6	13-8	12-6	17-10	5-8	12-12
40-49 rebounds:	1-2	6-2	2-1	5-2	5-1	9-1
50+ rebounds:	-	1-0	1-0	2-0	-	2-0
Shooting FT 90+%:	0-1	0-1	-	-	1-0	1-0
Shooting FT 85-89%:	0-1	0-1	2-0	3-0	2-1	4-1
Shooting FT 80-84.9%:	1-0	1-1	2-1	5-1	5-2	6-3
Shooting FT 75-79.9%:	3-2	8-2	5-1	6-1	1-2	7-4
Shooting FT 70-74.9%:	1-1	1-1	1-0	2-0	0-2	3-2
Shooting Below 69.9%:	5-3	10-4	5-5	8-10	2-1	3-2
Fewer turnovers than oppt.	7-3	11-3	7-1	11-2	4-5	16-6
More/Same TO than oppt.	3-5	9-7	8-6	13-10	6-4	8-4
Games decided by 1-5 pts.	3-3	5-3			5-4	5-5
Games decided by 6-9 pts:	2-3	5-4			1-2	5-3
Games decided by 10+	5-2	10-3			4-3	14-4
Televised games:	10-8	18-9	13-7	18-11	9-9	21-12
Games vs. ranked oppts:	4-2	4-2	-	1-1	4-5	4-5
One Player Double Figures	1-2	1-2	0-1	0-2	-	-
Two Players 10+ pts.	1-2	3-4	2-2	2-2	1-3	1-3
Three Players 10+	5-3	7-3	8-1	10-4	4-3	6-6
Four Players 10+	2-0	7-0	2-3	7-4	4-3	13-4
Five Players 10+	1-1	2-1	3-0	5-0	1-0	3-0
Six Players in Double Figures	-	-	-	-	-	1-0
More bench pts than oppt.:	3-1	7-2	9-1	13-4	5-2	16-2
Fewer bench pts than oppt.:	7-5	12-8	6-6	11-7	4-5	7-8
Same bench pts than oppt.:	-	1-0	-	0-1	1-2	1-3
Playing in November:	-	6-0	-	4-3	-	3-3
Playing in December:	-	4-2	1-0	4-1	-	6-1
Playing in January:	4-4	4-4	5-3	6-3	3-4	5-4
Playing in February:	5-2	5-2	5-2	5-2	4-3	4-3
Playing in March:	1-2	1-2	5-2	5-3	3-2	6-2

2013-2014 COLORADO MBB NLI:

JARON HOPKINS: Guard (multi-purpose)
• 6-5 • 185 • Dobson HS (Mesa, Ariz.)

TRE'SHAUN FLETCHER: Wing • 6-6 • 195
• Lincoln HS (Tacoma, Wash.)

DUSTIN THOMAS: Combo forward • 6-7
• 210 • Pleasant Grove HS (Texarkana, Texas)

TAKING CARE OF BALL: CU committed only seven turnovers in its home win over Colorado State (Dec. 5). Overall, it's the 13th time under the Boyle-watch the Buffs committed seven or less turnovers in a game (9-4). Ironically, CU committed seven turnovers two years ago in its 90-83 (ot) win in Boulder against CSU.

Get Your 2013-2014 Men's Basketball Season Tickets Today! "Now taking \$100 refundable season ticket deposits. Visit the ticket office, call 303-49-BUFFS, or on-line at CUBUFFS.com"

THREE ROAD GAMES/ONE HOME: CU went 2-2 in a grueling slate that only six other schools among the six BCS Conferences have played this non-conference season. The Buffs played three of four true road games during the non-conference season. The others were Utah, Alabama, DePaul, LSU, Miami, Villanova). LSU is the only school playing three straight road non-conference games.

BUFFS IN THE NBA: For the first time ever, four former CU basketball players were on opening day NBA rosters in 2012. Chauncey Billups (Clippers), Alec Burks (Jazz), Cory Higgins (Bobcats) and Chris Copeland (Knicks). Copeland played at CU from 2002-06. Last year, Billups, Burks and Higgins were the first CU trio since the 1992-93 season when Matt Bullard, Jay Humphries, Alex Stivrins were on NBA rosters.

CU/EUROPEAN TRIP: For the second time in its history, the CU men's basketball team traveled to Europe and played a five-game exhibition tour (August 13-22) going 2-3. The Buffs played twice in Paris; twice in Belgium and once in Holland. The last time CU took an international trip was May 20-30, 1997 when then-CU head coach Ricardo Patton went 2-2 against teams from England and Germany. In September of 2006, Patton took his team to Vancouver, British Columbia for three games (3-0 record). Later that season, CU went 20-10 and lost in the first round of the NIT.

2012-2013 COLORADO BASKETBALL ROSTER

No.	Student-Athlete	Pos.	Ht.	Wt.	Cl.	Exp	Hometown (High School/Previous College)
0	Askia Booker	PG	6-1	170	So.	1L	Los Angeles, Calif. (Price HS)
*1	Wesley Gordon	F	6-8	225	Fr.	HS	Colorado Springs, Colo. (Sierra HS)
2	Xavier Johnson	F	6-6	220	Fr.	HS	Los Angeles, Calif. (Mater Dei HS)
3	Xavier Talton	G	6-1	180	Fr.	HS	Sterling, Colo. (Sterling HS)
5	Eli Stalzer	G	6-3	185	Fr.	HS	Brea, Calif. (Mater Dei HS)
*11	Chris Jenkins	F	6-7	180	Fr.	HS	Detroit, Mich. (University of Detroit Jesuit HS)
#13	Kevin Nelson	G	6-2	175	Jr.	TR	Albuquerque, N.M. (Albuquerque Academy/ Missouri State University-West Plains)
14	Beau Gamble	G	6-0	180	So.	TR	Boulder, Colo. (Fairview HS/Santa Clara)
15	Shane Harris-Tunks	C/F	6-11	250	RS-Jr.	2L	Liverpool, New South Wales, Australia (Australian Institute of Sport)
21	André Roberson	F	6-7	210	Jr.	2L	San Antonio, Texas (Wagner HS)
23	Sabatino Chen	G	6-4	190	Sr.	1L	Louisville, Colo. (Monarch HS/University of Denver)
25	Spencer Dinwiddie	PG	6-6	200	So.	1L	Woodland Hills, Calif. (Taft HS)
31	Jeremy Adams	G	6-5	220	RS-Jr.	1L	Madison, Miss. (Central HS/Navarro JC [Texas])
32	Ben Mills	C	7-0	225	Jr.	2L	Hartland, Wis. (Arrowhead HS)
40	Josh Scott	F	6-10	215	Fr.	HS	Monument, Colo. (Lewis-Palmer HS)

*-will be redshirted in 2012-13 #-injured - out for the season

Head Coach: Tad Boyle (Kansas '85) - Third Year at CU (7th Year Overall as Head Coach)

Assistant Coach: Jean Prioleau (Fordham '92) - Third Year at CU

Assistant Coach: Mike Rohn (McPherson College '90) - Third Year at CU

Assistant Coach: Rodney Billups (Denver 2005) - Third Year at CU

Director of Player Development: Tom Abatemarco (Dowling College '73) - Third Year at CU

Coordinator of Operations: Bill Cartun (Bates College 2005; Connecticut 2007) - Third Year at CU

Athletic Trainer: Trae Tashiro (Northern Colorado 2001; Virginia 2003) - Third Year at CU

Director of Basketball Strength & Conditioning: James Hardy (Christopher Newport University 2003) - Sixth Year at CU

PRONUNCIATIONS

Askia Booker: ah-SKI-ah

Roberson: ROB-er-sun

Dinwiddie: Din-wid-ee

Sabatino Chen: SAB-ba-teen-o

COUNTRY/STATE	BY CLASS	HEIGHT
Australia (1)	Seniors (1)	6-0
Shane Harris-Tunks	Sabatino Chen	Beau Gamble
California (4)	Redshirt-Juniors (2)	6-1
Askia Booker	Jeremy Adams	Askia Booker
Spencer Dinwiddie	Shane Harris-Tunks	Xavier Talton
Xavier Johnson		
Eli Stalzer		
	Juniors (2)	6-2
	Ben Mills	Kevin Nelson
	André Roberson	
Colorado (5)		6-3
Sabatino Chen		Eli Stalzer
Beau Gamble	Junior-Transfer (1)	
Wesley Gordon	Kevin Nelson	
Josh Scott		6-4
Xavier Talton	Sophomores (2)	Sabatino Chen
	Askia Booker	
	Spencer Dinwiddie	6-5
Michigan (1)		Jeremy Adams
Chris Jenkins		
	Soph.-Transfer (1)	6-6
Mississippi (1)	Beau Gamble	Spencer Dinwiddie
Jeremy Adams		Xavier Johnson
	Freshmen (6)	6-7
New Mexico (1)	Wesley Gordon	
Kevin Nelson	Chris Jenkins	Chris Jenkins
	Xavier Johnson	André Roberson
Texas (1)	Josh Scott	
André Roberson	Eli Stalzer	
	Xavier Talton	6-8
Wisconsin (1)		Wesley Gordon
Ben Mills		
		6-10
		Josh Scott
		6-11
		Shane Harris-Tunks
		7-0
		Ben Mills

PERCENTAGE OF 2012-13 MBB RETURNERS

Category	Total	Return	Loss	% Returning
Points	2429	1365	1,064	56.2
Rebounding	1289	909	380	70.5
Assists	422	205	217	48.6
Blocks	117	95	22	81.2
Steals	210	130	80	61.9
Field Goals	835	450	385	53.9
FG Attempts	1874	1020	854	54.4
3-pt. Made	199	97	103	48.7
3-pt. Attempts	572	261	311	45.6
FT Made	560	369	191	65.9
FT Attempts	810	538	272	66.4
Off. Rebounds	351	259	92	73.8
Def. Rebounds	938	650	288	69.3

STARTERS RETURNINGS (2)

	MP	PPG	RPG	APG	STL	BLK
Spencer Dinwiddie	27.4	10.0	3.6	1.8	0.8	0.3
André Roberson	30.2	11.6	11.1	1.2	1.3	1.9

OTHER LETTERMAN RETURNING (6)

	MP	PPG	RPG	APG	STL	BLK
Jeremy Adams	9.9	2.3	1.4	0.3	0.2	0.0
Askia Booker	21.5	9.1	2.7	1.4	0.7	0.0
Sabatino Chen	9.9	2.0	1.0	0.4	0.3	0.1
Beau Gamble	-	-	-	-	-	-
Shane Harris-Tunks	12.8	2.7	2.2	0.5	0.3	0.3
Ben Mills	3.0	1.0	1.1	0.0	0.0	0.0

LETTERMEN LOST (6)

	MP	PPG	RPG	APG	STL	BLK
Carlton Brown	28.5	12.6	3.8	2.0	0.8	0.3
Austin Dufault	27.1	11.1	4.4	0.9	0.6	0.3
Trey Eckloff	2.6	0.6	0.4	0.0	0.0	0.1
Shannon Sharpe	6.4	1.1	1.0	0.5	0.1	0.2
Nate Tomlinson	29.7	5.5	2.0	3.0	0.9	0.0
Beau Webb	2.7	1.0	0.3	0.0	0.0	0.0



TAD BOYLE HEAD COACH

3rd Year at CU (7th Year Overall)

Birthday Jan. 6, 1963
 Birthplace..... Pueblo, Colo.
 Family Wife, Ann
 Daughter, Claire
 Sons, Jack and Pete
 Hometown Greeley, Colo.
 High School Greeley Central, 1981
 College Kansas, 1985
 (Bachelor of Science: Business Administration)

UNIVERSITY OF COLORADO

Head Coach2010-present

- CU record is 68-36 (.654) and 44-7 at home (.863).
- First CU coach to win 20 games in each of his first three years AND first CU coach to have three, 20-win seasons at CU
- Seven-year head coaching record: 124-102 (.549).
- 68 wins at CU is fastest coach in school history to win that many in the shortest time; 5th place on the CU coaching list.
- No. 19 AP/USA Today Coaches' Poll (Nov. 26); AP No. 23 ranked (Nov. 19).
- 2012 Charleston Classic Champions (3-0).
- First CU men's BB coach to win season opener in each of his first 3 seasons.
- 93-44 (.679) coaching record in the last four years including a 25-8 record at Northern Colorado in 2009-10.

PRIOR TO 2012-13 SEASON

- Won 24 games in each of his first two seasons at CU.
- First CU head coach to win 20 or more games in his first two years.
- His 48 wins at CU are the best in school history in any two-span.
- In two years at CU, has a NCAA Tournament (3rd Rd.) and NIT Final Four.
- 10-3 in postseason games (6-1 conference, 3-1 NIT, 1-1 NCAA).
- 10 post-season wins most of any CU coach; six conference tournament wins in just two seasons, equaling Ricardo Patton's record of six (he was 6-12).
- Named the official starter of the 34th Annual Boulder Boulder (May 2012), the largest road race in the United States where all participants are timed and the fifth largest road race in the world.

2011-12: 24-12

- NCAA Tournament Appearance (3rd Round), a school-first since 2002-03 (9 years); only third NCAA Tournament appearance since 1968-69 (43 years).
- Defeated No. 6 seed and No. 23/25 ranked UNLV (68-64) in the second round, CU's first tourney win since 1996-97.
- Helped guide CU to the Pac-12 Conference Championship winning four games in four days; first conference title since 1968-69.
- Just the 10th team from the "big six" conferences to win four games in four days en route to the conference title.
- National Association of Basketball Coaches (NABC) District 20 Coach of the Year (1st CU coach named).
- Sixth team in school history to win 20 games and first 20-win team in school history to average under 70 ppg. (67.5).
- Won his 100th career win at a head coach at the Pac-12 Tournament defeating Utah (Mar. 7, 2012).
- CU went 14-2 at home in 2011-12, the fourth time in school history to win that many games at home, the others: 2010-11, 2005-06, 2002-03.
- Won 11 Pac-12 Conference games, the most conference wins in season since 1996-97 (11).
- Boyle won his 40th game as CU's coach (against Oregon), taking him 61 games to reach this milestone. Ties Frosty Cox for the fewest games.
- First CU head coach to achieve back-to-back 3-0 conference starts in his first two years at the helm • First CU head coach since Frosty Cox to win back-to-back conference openers since 1935-36 and 1936-37.

2010-11: 24-14

- School-best 24 wins in his first season at CU; a school-best 18 home wins.
- Four attendance marks: most sellouts a season (5); all games (140,284); conference total (78,472); conference average (9,809).
- Advanced to the NIT Final Four and appearance at Madison Square Garden, a CU first since 1990-91 season. • Highest Big 12 conference finish (5th) since 2005-06. • Advanced to the Big 12 Tournament semifinals for the first time in the 15-year history of the conference • Won three Big 12 road games for the first time since 1996-97.

- Defeated NCAA Tourney Teams: Kansas St. (three times), Texas and Missouri.
- Named National Coach of the Week by The Hoops Report in its weekly awards for the week of Jan. 10-16, 2011.
- First CU head coach since Henry Iba (1933-34) to win his first three conference games • First CU coach since H.B. Lee (1950-51) to win first two conference games in his first year.
- Successfully won his CU debut with an 88-80 home win against Idaho State (Nov. 12) • Became first CU head coach in 20 years since Joe Harrington (1990-91) to win coaching debut.
- Named 18th head coach in CU men's basketball history on Monday, April 19.

NORTHERN COLORADO: Head Coach 2006-2010

2009-10: 25-8

- Advanced to the post season for the first time in school history, advancing to the quarterfinals of the CollegeInsiders.com Tournament while racking up a school record 25 victories.
- Coached one first-team All-Big Sky member and also the Big Sky Conference Defensive Player of the Year.
- Resurrected the basketball program at Northern Colorado, including a breakout season in 2009-10 (25-8, .758) and finished second in the Big Sky Conference.
- Guided the Bears to a 56-66 record (.459) the past four seasons.
- Awarded the NABC Division I All-District Coach of the Year, the Big Sky Coach of the Year by both *The Sporting News* and *CollegeInsider.com*, where he was also named a finalist for the National Mid-Major Coach of the Year award.

2008-09: 14-18UNC's first Big Sky Tourney berth

- Improved from one conference win his first season to an 8-8 mark • earned the school's first D-I post-season trip, to the Sun Belt Conference Tournament.

2007-08: 13-16Won at SDSU (RPI top 50)

- Defeated Colorado State, 72-59, in his second season and also knocked off San Diego State, 72-59. The Aztecs were ranked among the nation's top 50 teams in the RPI rankings at that time.

2006-07: 4-24 Bears' first year in Big Sky

- Named the 17th coach in UNC history on April 25, 2006.
- At that point, the Bears were in the midst of a transition to Division I in its first season as a member of the Big Sky Conference.
- Finished last nationally in the final RPI rankings for that season. There were, however, flashes of times to come that season, including close losses to both Colorado (88-86) and Colorado St. (75-66).

WICHITA STATE: Associate Head Coach..... 2000-06

- Spent six seasons with current Maryland head coach Mark Turgeon and was part of another turn around that saw the Shockers improve from 9-19 (.321) his first year there to one of the nation's top mid-major teams in 2006 when Wichita State went 26-9 and advanced to the Sweet 16 of the NCAA Tournament. The Shockers eventually lost to Final Four Cinderella George Mason in the regional semifinals • finished with a No. 21 final ranking.
- | | | |
|----------|-------|-----------------------------------|
| 2005-06: | 26-9 |MVC champs, NCAA Sweet 16 |
| 2004-05: | 22-10 |NIT second round |
| 2003-04: | 21-11 | NIT |
| 2002-03: | 18-12 |NIT |
| 2001-02: | 15-15 | 9-9 in Missouri Valley Conference |
| 2000-01: | 9-19 | |

JACKSONVILLE STATE (Ala.): Assistant Coach..... 1998-2000

- Boyle reconnected with Mark Turgeon, as an assistant coach at Jacksonville State, where they helped turn a team that was 8-18 into a 17-11 squad in just one season.
- | | | |
|----------|-------|-----------------------------------|
| 1999-00: | 17-11 | (12-6 in TransAmerica Conference) |
| 1998-99: | 8-18 | - |

TENNESSEE: Director Basketball Operations 1997-98

- Followed Jerry Green to Tennessee, where he was director of basketball operations when the Vols won 20 games and advanced to the NCAA Tournament.

OREGON: Assistant Coach 1994-97

- First collegiate coaching job (1994) an assistant under Jerry Green. Mark Turgeon was also an assistant from 1993-97.
 - Spent three seasons helping the Ducks to the 1995 NCAA Tournament and 1997 NIT.
- | | | |
|----------|-------|-----------------------|
| 1996-97: | 17-11 |NIT |
| 1995-96: | 16-13 | - |
| 1994-95: | 19-9 | NCAA Tournament |

COACHING CAREER

2010-Present: Head Coach, University of Colorado
2006-2010: Head Coach, University of Northern Colorado
2000-2006: Associate Head Coach, Wichita State University
1998-2000: Assistant Coach, Jacksonville State (Ala.) University
1997-1998: Director of Basketball Operations, University of Tennessee
1994-1997: Assistant Coach, University of Oregon

PLAYING HISTORY

University of Kansas

Member of two NCAA Tournament Teams (1984, 1985)
Named Team Captain Senior Season
"Most Unselfish Player" 1985
"Most Inspirational Player" 1982

Greeley High School

Led Wildcats to 1981 State Championship
Colorado Player of the Year
Converse All-American Team

WHAT WAS SAID ABOUT CU/COACH BOYLE

"I want to say the job that Tad Boyle has done at Colorado, and what Colorado represents to the future of the Pac-12, I can make the argument that there's been no greater gift to college basketball in the Pac-12 than adding Colorado. They are well-coached, play extremely hard, very good on defense. They have talented players now. I feel like they have some really talented players coming in. I wish them the very best in the NCAA Tournament. Whoever draws them is running into a hungry, well-coached, disciplined team." - *Arizona Head Coach Sean Miller after the Pac-12 Championship game (March 10, 2012)*

"I'm a believer in Tad Boyle. He is not only a terrific teacher of the game with great basketball knowledge, he keeps it simple and gives his players an understanding of what you need to do to win, but a firm understanding of how teams lose, too. Boyle has tremendous toughness in him. He is demanding without being demeaning, and he puts his players in position to achieve together without fear of failing. That's what truly outstanding coaches do, and Tad Boyle is a truly outstanding coach." - *Jay Bilas, ESPN (August 8, 2012)*

"Colorado had the most boisterous contingent at the Pit during the NCAA tournament. The black and gold fans in Albuquerque were loud, proud and committed to ensuring the Buffaloes were well represented. I was there. I heard it. It was obvious to anyone in the arena. The Buffaloes were rewarded with an NCAA tournament win over UNLV -- their first such victory in 15 years -- before losing to Baylor in the round of 32. This was Colorado, and the sport they were cheering was men's basketball. Now that's progress. The CU fan base had rarely been known as well traveled (or loud) during its days in the Big 12. Yet something has changed in Boulder -- for the better -- since Colorado's move to the Pac-12. Now the fan base has something to cheer about: a team that isn't going to shy away from its newfound success under Tad Boyle, who is entering this third season with the Buffs." - *Andy Katz / ESPN.com (July 17, 2012)*

"Tad Boyle, Colorado. The Buffaloes' prospects begin with the best-kept secret in college basketball: Andre Roberson, a 6-7 jumping jack who was the nation's third-leading rebounder last season (11.1 per game) while leading the Pac-12 in blocks (1.9). Roberson's improvement enabled the Buffaloes to win the Pac-12 tournament and reach the NCAA tournament for the first time in nine years. While Colorado lost three starters, it is bringing back its three most talented players in Roberson, 6-5 sophomore guard Spencer Dinwiddie and 6-1 sophomore

guard Askia Booker. "We'll be more talented, but not as experienced," Boyle said. Six freshmen have also entered the program, most notably Josh Scott, a 6-10 forward from Colorado Springs who Boyle said "can really score it"; and Xavier Johnson, a 6-7 forward who played at Mater Dei High in southern California. Looking ahead, one of the main questions that needs to be answered is whether Roberson can provide leadership that is commensurate with his talent. "You always want your best player to do that," Boyle said. "In the past he has led by example, but he's not the most vocal person in the world. We've been talking to him this summer about doing that." If Roberson can find his voice, then the Buffaloes will be ready to make some noise in the much-improved Pac-12.

- *Seth Davis, SI Inside College Basketball (July 30, 2012)*

"This exciting process was all about both the young men we have currently and those in the future who will be joining our program, and is an investment in them and represents the competitive spirit, teamwork, passion and dedication they stand for. Tad Boyle represents everything that is right about college basketball. We look forward to his leadership, poise and competitive drive to unite all our collective Buff interests to support our team and this enterprise that has so much promise for the long term."

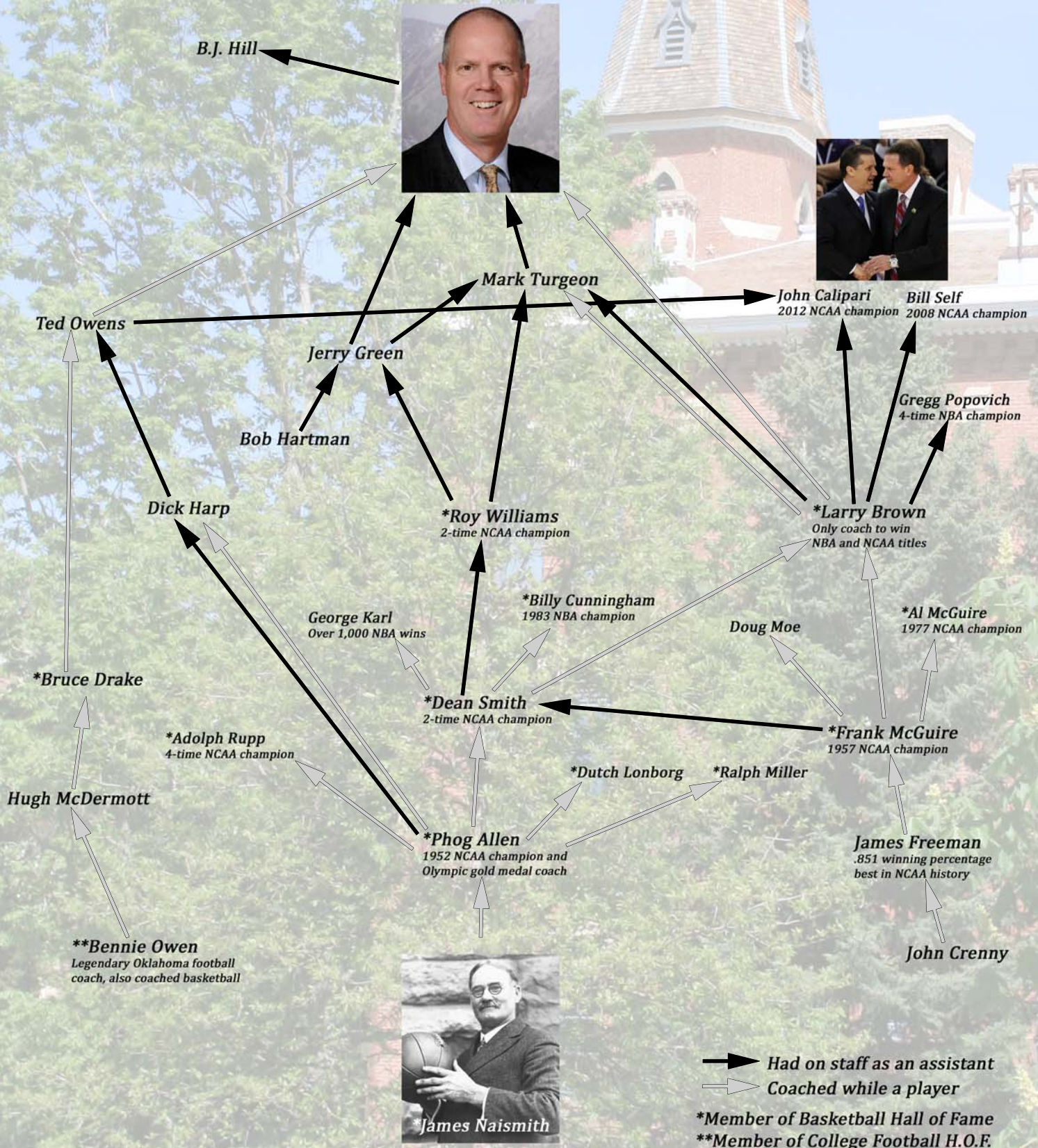
- *Mike Bohn, University of Colorado Athletics Director on what made Tad Boyle stand out above the other candidates (Monday, April 19, 2010)*

BOYLE vs. THE NATION

Alabama.....	0-1	Montana.....	2-7
Alcorn State.....	1-0	Montana State.....	4-4
Air Force.....	3-2	Murray State.....	1-0
Arizona.....	3-2	Nebraska.....	1-1
Arizona State.....	2-3	New Mexico.....	0-1
Bakersfield, Cal State.....	2-0	New Orleans.....	1-0
Ball State.....	0-1	North Dakota.....	2-0
Baylor.....	1-2	Northern Arizona.....	6-3
Bowling Green.....	1-1	Oklahoma.....	0-2
California.....	4-2	Oklahoma State.....	1-0
Citadel, The.....	1-0	Oregon.....	4-2
Colorado.....	0-1	Oregon State.....	3-4
Colorado Christian.....	1-0	Pacific.....	0-1
Colorado State.....	4-3	Portland.....	2-1
Colo.-Colorado Springs.....	0-1	Portland State.....	1-7
Creighton.....	0-1	Purdue.....	0-1
Dayton.....	1-0	Sacramento State.....	6-2
Denver.....	4-2	San Diego State.....	1-1
Eastern Michigan.....	0-1	San Francisco.....	0-1
Eastern Washington.....	4-4	San Jose State.....	1-1
Fort Lewis College.....	1-0	Southern.....	1-0
Fresno State.....	2-1	Southern Utah.....	1-0
Georgia.....	1-1	Stanford.....	2-2
Gonzaga.....	0-1	Texas.....	1-0
Hartford.....	1-0	Texas A&M.....	0-1
Harvard.....	0-1	Texas Christian.....	1-0
Hawai'i.....	1-0	Texas-Pan American.....	1-0
Idaho State.....	5-5	Texas Southern.....	4-0
Indiana.....	1-0	Texas State.....	1-1
Iowa.....	0-1	Texas Tech.....	1-0
Iowa State.....	2-1	UCLA.....	0-2
Johnson & Wales.....	4-0	UNLV.....	1-0
Kansas.....	0-4	USC.....	2-0
Kansas State.....	3-0	Utah.....	4-1
Kent State.....	1-0	VMI.....	1-0
Liberty.....	0-1	Washington.....	1-1
Longwood.....	1-0	Washington State.....	2-0
Louisiana Monroe.....	1-0	Weber State.....	2-6
Maryland.....	0-1	Western Michigan.....	1-0
Maryland Eastern Shore.....	1-0	Western New Mexico.....	1-0
McNeese State.....	1-0	Wichita State.....	0-1
Missouri.....	1-1	Wofford.....	1-0
		Wyoming.....	0-3
		TOTAL.....	124-102

TAD BOYLE COACHING TREE

Below is a diagram of all the head coaches that Boyle played for or coached under at the college level, and all the mentors those coaches played for or coached under, etc. going all the way back to Dr. James Naismith. The shortest route tracing Boyle back to the game's inventor is only four generations (going either from Larry Brown to Dean Smith to Phog Allen to Naismith, or from Ted Owens to Dick Harp to Allen to Naismith). Boyle is a direct descendant of seven members of the Naismith Memorial Basketball Hall of Fame as well as a charter member of the College Football Hall of Fame. Notable "cousins" along the way are also mentioned:





ASKIA BOOKER

#0

Sophomore • Point-Guard

6'1" • 170

Wing Span: 6' 1"

One-Year Letterwinner

Los Angeles, Calif. (Price HS)

GENERAL INFO

- First name pronounced ah-SKI-ah.
- As a freshman: Averaged 9.1 points, 2.7 rebounds, 1.4 assists in 21.5 minutes per game
- Scored 317 points, the 10th most points tallied by a CU freshman.
- Collaborated with fellow teammate Spencer Dinwiddie (360 pts.) forming the best 1-2 freshman scoring pair in school history with 677 points.
- Only CU freshmen pair to score over 250 or more points each in the same season.
- CU is 11-4 when Booker scored 10+ points.

2011-12 (FRESHMAN YEAR)

- Played in 35 games with one start (missed one game w/ the flu).
- Led the team in scoring seven times.
- His 9.1 ppg. average ranked 11th by CU freshman single-season scoring, fifth overall last season.
- Best scoring game was a 17-point effort in the team's home win over Oregon (Feb. 4); also added four rebounds, two assists, and two steals.
- Booker/Dinwiddie averaged 18.8 ppg., tying for the best overall points per game average.
- Second from the free throw line (min. 100 attempts) at 76.2 percent; fourth in three-pointers (29); fifth in rebounding (2.7 rpg., 96 total).
- Sixth in free throws made (80), field goal attempts (259) and free throw percentage (.762); seventh in three-pointers made (29) and free throw attempts (105); eighth in percentage (.372), ninth in field goals made (104), t-10th in FG percentage (.402); 11th in scoring average (9.1), steals (26), and three-point attempts (78) and 15th in assists (49).
- Led team in scoring at the NCAA Tournament with 15.5 ppg. average, including a team-best five treys.
- Was 12th overall in conference free throw shooting teaming with Dinwiddie for first and second among Pac-12 freshmen (all games) in free throw percentage.

PERSONAL

- Born August 31, 1993.
- Son of Daniele Ricardo.
- Lists winning the CIF and the state title as his biggest moments of prep career.

ACADEMICS

- Communication major, but is planning on pursuing a minor in creative writing. He may be the next Stephen King, he writes that kind of stuff.

PRICE HS

- Helped the Knights to a 23-8 record advancing to the California Interscholastic Federation (CIF) Southern Section Division 3AA championship game.
- Named All-CIF Southern Section Team Division 3AA.
- ESPN.com ranked him No. 30 nationally at his position
- Three-star prospect by Rivals.com.
- Averaged 13 points, seven rebounds and five assists as a junior leading Price - one of California's top Class 3A schools - to 33 wins and a Division IV state title.
- Played for a pair of AAU powerhouse programs (Compton Magic, Belmont Shores).

SEASON/CAREER HIGHS

Points

- Season 23 Murray State (Nov. 18, 2012)
- Career 23 Murray State (Nov. 18, 2012)

FGM

- Season 10 Murray State (Nov. 18, 2012)
- Career 10 Murray State (Nov. 18, 2012)

FGA

- Season 18 Murray State (Nov. 18, 2012 vs. Baylor (Nov. 16, 2012)
- Career 18 Murray State (Nov. 18, 2012 vs. Baylor (Nov. 16, 2012)

Rebounds

- Season 7 at Washington St. (Jan. 19) at Washington (Jan. 16, 2013) Air Force (Nov. 25, 2012)
- Career 9 at USC (Jan. 26, 2012)

O-Rebs

- Season 3 at Oregon State (Feb. 10, 2013)
- Career 4 at USC (Jan. 26, 2012)

D-Rebs

- Season 6 at Washington St. (Jan. 19) at Washington (Jan. 16, 2013) Texas Southern (Nov. 27, 2012)
- Career 6 at Washington St. (Jan. 19) at Washington (Jan. 16, 2013) Texas Southern (Nov. 27, 2012) Oregon State (Feb. 2, 2012)

3-Pt. FGs

- Season 4 California (Jan. 27, 2013)
- Career 4 California (Jan. 27, 2013) Utah (Dec. 31, 2011)

3-PT. FGA

- Season 8 Texas Southern (Nov. 27, 2012)
- Career 8 Texas Southern (Nov. 27, 2012) Utah (Dec. 31, 2011)

FT

- Season 5 at Oregon State (Feb. 10, 2013) Texas Southern (Nov. 27, 2012)
- Career 7 Oregon (Feb. 4, 2012) Georgia (Nov. 28, 2012)

FTA

- Season 8 Texas Southern (Nov. 27, 2012)
- Career 8 Texas Southern (Nov. 27, 2012) Oregon (Feb. 4, 2012)

Assists

- Season 5 at Arizona (Jan. 3, 2012) Air Force (Nov. 25, 2012)
- Career 5 at Arizona (Jan. 3, 2012) Air Force (Nov. 25, 2012)

Steals

- Season 4 Murray State (Nov. 18, 2012)
- Career 4 Murray State (Nov. 18, 2012) vs. Maryland (Nov. 18, 2011)

Blocks

- Season -
- Career 1 at Oregon (Mar. 1, 2012)

Minutes

- Season 45 Texas Southern (Nov. 27, 2012)
- Career 45 Texas Southern (Nov. 27, 2012)

SEASON AVERAGES

GP.....	30
GS.....	30
PPG.....	12.6
RPG.....	3.6
FG%.....	36.9
3FG%.....	30.4
FT%.....	68.0
APG.....	2.2
SPG.....	1.3
BPG.....	0.0
MPG.....	32.0

MISC. SEASON CAREER

Double-Figure Scoring	19	34
20+ Points	2	2
15+ Points	12	17
Double-Doubles	-	-
Led CU in Scoring	7	14
Led CU in Rebounds	1	1
Led CU in Assists	10	15
Led CU in Steals	8	14
5+ Rebounds	6	11
4+ Assists	5	8
3+ Steals	4	5

2012-13 Game-by-Game (sophomore)

Game	GS	Min	FGs	3FGs	FTs	O-D-R	Pf	A	To	BL	ST	Pts
WOFFORD	*	30	6-13	1-3	0-0	0-3-3	1	0	3	0	1	13
vs. Dayton	*	38	6-11	3-5	1-2	0-4-4	0	4	1	0	1	16
vs. Baylor	*	34	8-18	2-6	1-2	0-1-1	2	3	3	0	3	19
vs. Murray State	*	33	10-18	2-5	1-2	0-2-2	2	2	2	0	4	23
AIR FORCE	*	32	5-13	1-4	4-5	2-5-7	2	5	3	0	1	15
TX SOUTHERN	*	45	4-15	2-8	5-8	0-6-6	3	4	2	0	0	15
at Wyoming	*	31	2-13	2-5	0-0	1-1-2	2	2	4	0	0	6
COLORADO ST.	*	33	2-11	1-3	1-5	2-1-3	3	2	1	0	1	6
at Kansas	*	29	5-15	1-6	4-4	0-4-4	2	1	2	0	1	15
at Fresno State	*	36	4-10	2-3	4-6	0-4-4	1	1	2	0	2	14
N. ARIZONA	*	18	8-9	1-2	0-1	0-4-4	1	1	0	0	2	17
HARTFORD	*	26	8-13	3-5	0-0	1-3-4	1	2	3	0	1	19
at Arizona	*	43	5-17	4-7	4-4	0-3-3	4	5	2	0	0	18
at Arizona State	*	34	5-14	1-6	2-3	1-3-4	5	2	3	0	2	13
USC	*	31	4-12	1-4	3-3	0-2-2	1	2	4	0	1	12
UCLA	*	31	6-16	2-5	4-4	0-3-3	2	1	2	0	1	18
at Washington	*	34	3-14	0-3	3-3	1-6-7	5	3	3	0	1	9
at Washington St.*	*	37	3-11	0-2	1-3	1-6-7	1	4	2	0	1	7
STANFORD	*	26	6-9	0-2	1-2	0-4-4	4	3	1	0	3	13
CALIFORNIA	*	32	8-12	4-6	0-0	0-4-4	0	3	4	0	1	20
at Utah	*	37	3-14	0-5	2-2	2-1-3	1	1	1	0	1	8
at Oregon	*	22	3-13	1-3	1-2	0-2-2	3	0	1	0	0	8
at Oregon State	*	37	2-14	0-5	5-6	3-3-6	1	3	1	0	1	9
ARIZONA	*	32	4-11	1-4	1-2	0-0-0	0	2	1	0	3	10
ARIZONA ST.	*	37	7-13	3-7	0-0	0-3-3	1	2	3	0	0	17
UTAH	*	31	3-11	1-6	1-2	1-3-4	2	1	1	0	1	8
at Stanford	*	27	2-9	0-2	0-0	0-4-4	1	3	2	0	1	4
at California	*	29	2-11	1-5	1-2	0-2-2	1	0	1	0	1	6
OREGON	*	28	5-12	0-4	1-2	0-6-6	2	2	3	0	2	11
OREGON ST.	*	29	3-13	2-7	0-0	0-0-0	2	3	1	0	2	8

2011-12 Game-by-Game (freshman)

Game	GS	Min	FGs	3FGs	FTs	O-D-R	Pf	A	To	BL	ST	Pts
FORT LEWIS	-	20	3-8	0-0	3-3	0-4-4	1	2	3	0	1	9
vs. Wichita State	*	12	1-2	1-1	2-4	0-2-2	4	1	3	0	2	5
vs. Maryland	-	21	4-6	0-0	0-2	0-3-3	5	4	2	0	4	8
vs. W. Michigan	-	26	3-8	0-2	5-6	0-2-2	3	4	1	0	0	11
at Air Force	-	30	3-7	3-4	2-4	1-4-5	1	0	2	0	0	11
GEORGIA	-	23	4-6	0-1	6-8	0-4-4	1	3	0	0	0	14
at Colorado State	-	23	2-9	0-2	2-3	1-2-3	1	1	3	0	1	6
FRESNO STATE	-	16	0-2	0-0	0-0	0-1-1	2	2	3	0	0	0
WYOMING	-	24	3-8	1-4	2-4	0-1-1	2	1	2	0	1	9
CSU BAKERSFIELD	-	21	2-6	0-1	2-2	0-2-2	2	0	1	0	1	6
TEXAS SOUTHERN	-	did not play (flu)										
NEW ORLEANS	-	23	5-11	1-3	2-2	1-5-6	1	3	1	0	2	13
UTAH	-	19	4-9	4-7	2-2	0-1-1	2	2	1	0	0	14
WASHINGTON	-	23	4-8	3-5	1-2	0-4-4	0	0	1	0	0	12
WASHINGTON ST	-	25	2-6	0-2	1-1	0-4-4	2	4	2	0	1	5
at California	-	21	1-3	0-1	1-2	0-4-4	4	1	4	0	0	3
at Stanford	-	19	1-5	0-3	0-0	0-0-0	1	0	1	0	0	2
ARIZONA STATE	-	18	4-6	0-1	3-3	0-1-1	3	1	3	0	0	11
ARIZONA	-	18	2-6	1-4	4-6	0-1-1	1	1	0	0	0	9
at USC	-	25	4-10	3-7	2-2	4-5-9	1	1	3	0	1	13
at UCLA	-	21	6-10	1-1	0-0	1-0-1	1	1	0	0	0	13
OREGON STATE	-	20	4-10	0-2	7-7	1-6-7	0	3	0	0	2	15
OREGON	-	26	5-8	0-1	7-8	0-4-4	4	2	3	0	2	17
at Arizona	-	18	0-6	0-1	4-4	1-2-3	4	1	2	0	0	4
at Arizona State	-	19	3-6	0-0	3-3	0-2-2	2	0	2	0	1	9
at Utah	-	18	2-8	1-1	3-4	1-2-3	1	0	2	0	0	8
STANFORD	-	26	4-11	1-4	3-6	2-1-3	4	2	1	0	3	12
CALIFORNIA	-	22	4-7	1-3	0-0	0-2-2	2	1	1	0	0	9
at Oregon	-	21	3-9	0-2	3-4	1-0-1	1	2	2	1	2	9
at Oregon State	-	23	6-11	1-1	2-2	1-1-2	1	0	2	0	1	15
vs. Utah	-	18	1-6	0-1	0-0	0-1-1	0	0	2	0	0	2
vs. Oregon	-	23	3-10	1-4	0-0	0-0-0	0	2	0	0	1	7
vs. California	-	20	2-4	1-1	0-0	1-0-1	3	1	1	0	0	5
vs. Arizona	-	20	0-6	0-2	0-0	0-2-2	0	0	0	0	0	0
vs. UNLV	-	24	5-9	2-3	4-4	2-0-2	0	2	4	0	0	16
vs. Baylor	-	28	4-12	3-3	4-7	2-3-5	1	1	2	0	0	15

CAREER STATISTICS - Booker

Year	GP-GS	Min	FG-FGA	Pct	3PT-A	Pct	FT-FTA	Pct	O	D	Reb	Avg	Ast	To	PF-FO	Stl	Blk	Pts	Avg
2012-13	30-30	961	142-385	.369	42-138	.304	51-75	.680	15	94	109	3.6	67	62	57-2	39	0	377	12.6
2011-12	35-1	754	104-259	.402	29-78	.372	80-105	.762	20	76	96	2.7	49	60	61-1	26	1	317	9.1
Total	65-31	1715	246-644	.382	71-216	.329	131-180	.727	35	170	205	3.2	116	122	118-3	65	1	694	10.7



WESLEY GORDON #1

Freshman • Forward
6'8" • 225
Wing Span: 7' 1/2"
Colorado Springs, Colo.
(Sierra HS)

2012-13: Will redshirt the 2012-13 season • Redshirt-freshman in 2013-14.

PERSONAL: Born on July 14, 1994 • Son of Eddie and Lisa Gordon • Has an older brother, Garren Pride, who is the United States Army • Took an acting class and loved it, he may pursue theatre as a major, too soon to tell.

ACADEMICS: Intended college major is communication.

SIERRA HS: Averaged 19.7 points per game helping Sierra to a 26-2 record and an appearance in the 4A state championship game • All-Colorado and All-4A first-team all-state selection • First-team all-Colorado Springs Metro League • Participated in "The Show" an all-star game that featured 20 of the best boys basketball players in the state (all classifications) at the Pepsi Center on April 6, 2012 • Led the losing White squad in scoring with 16 points.

• Verbally committed to CU in March 2010. • Was coached by head coach Terry Dunn, former CU men's assistant coach from 1996-2004.

• As a junior named second-team 4A all-state by The Denver Post • Averaged nearly 21 points per game for a Sierra team that went 14-9.

• As a sophomore (2009-10) helped Sierra defeat Pueblo East at the Coors Events Center for the 4A state championship • Three-star prospect on Rivals.com • Four-star rating by Scout.com, nation's 23rd best power forward recruit in Class of 2012.



BEAU GAMBLE #14

Sophomore-Transfer • Guard
6'0" • 180
Wing Span: 6'0"
Boulder, Colo.
(Fairview HS/Santa Clara)

2012-13 SEASON

• Five games played (Oregon, Stanford, Hartford, Northern Arizona, Kansas).

• Five minutes against Lumberjacks scoring three points (trej).

• Two points in three minutes vs. Hartford; 2 points vs. Oregon (3/7)

GENERAL INFO/CAREER

• Per NCAA rules sat out the season after transferring from Santa Clara
• Three years of eligibility remaining.

PERSONAL

• Born February 2, 1991 • Son of Bruce and Becky Gamble • Father was a three-time All-American skier at CU, and mother was an All-American in tennis at Texas • Has a younger sister, Berkley.

ACADEMICS

• College major is communication, also interested in course work in the area of real estate.



CHRIS JENKINS #11

Freshman • Forward
6'7" • 180
Wing Span: 6'9 1/4"
Detroit, Mich.
(University of Detroit Jesuit HS)

2012-13: Will redshirt the 2012-13 season • Redshirt-freshman in 2013-14.

PERSONAL: Born Christopher Lawrence Jenkins on March 11, 1994 • Son of Lawrence Jenkins and Crystal Brown-Jenkins • Has an older brother, Lawrence Lamont • Enjoys reading and listening to music in his spare time • Selected CU because it's the "best place to help me become the best player I can be." • Goals after college are medical school and hopes to become an anesthesiologist • Lists making the game-winning basket over rival Novi Catholic Central at the buzzer as his biggest moment of prep career • Will wear jersey number 11 at CU, the same number he wore in high school.

ACADEMICS: Intended college major is chemistry, also interested in pre-med and biology.

UNIVERSITY OF DETROIT JESUIT HS: Averaged 20 points, 9.0 rebounds per game. • Shot 80 percent from the free throw line; 67 percent from the field; and 40 percent from the three-point arc during his senior year • Led University of Detroit Jesuit to a 14-7 record and to the MHSAA District #21 championship game with 20 points • First-team all-state by MLive.com; third team all-state as a junior • First-team *Detroit News* All-Detroit as a senior • Three-time all-Catholic League first-team selection • One of 10 finalists for the Mr. Basketball Award in Michigan • As a junior, was listed as a three-star prospect on Rivals.com and played on a University of Detroit Jesuit Cubs team that was a preseason No. 4 team in Michigan's highest classification.

2010-11 (SANTA CLARA): Played in four games • Averaged 3.3 minutes and 2.0 points per game • First year walk-on who made his first two three-pointers in win over Bethany (Jan. 3) • Also added six points with one rebound and one assist in four minutes • Career-high two assists in season-high six minutes vs. UC Santa Cruz (Feb. 1) • Member of the Broncos basketball team that won the 2011 CIT Championship.

2009-10 (NEW HAMPTON PREP): Attended New Hampton Prep in New Hampshire • Played in six games before he missed the rest of the season with an injury.

FAIRVIEW HS: Played in the Rocky Mountain Fall Showcase game all four years, including his sophomore year when he was named Most Valuable Player with 28 points (six three-pointers) • Two-year captain • Four-year basketball letterwinner • Led his team to the state semifinals with a 26-1 record • Led Class 5A in assists his senior year • Scored 29 points in three games and had 10 or more assists in six games • Averaged nine points, seven assists, four rebounds and three steals per game during his senior year • Named second team all-state and first-team all-conference • Averaged 15 points, three assists, and two rebounds his junior year when he was honored second-team all-conference • Played AAU for Boulder Titans and Colorado Chaos • Colorado Chaos won the Great American Shootout • Was a member of student council senate at Fairview and was a 2009 graduate.



XAVIER JOHNSON #2

Freshman • Forward
 6'6" • 220
 Wing Span: 6'11 3/4"
 Santa Ana, Calif.
 (Mater Dei HS)

PERSONAL

- Born Xavier Alexander Johnson on June 8, 1993.
- Son of Samuel and Janet Johnson • Has an older sister, Alexis • Older sister played basketball in college as did his father.
- Lists getting the number one highlight on ESPN while at Mater Dei as his biggest prep career moment.
- His mother runs Skillzports, a non-profit in the LA area that provides an after school opportunity for at risk kids.
- Joins former Mater Dei teammate Eli Stalzer on the Buff roster (the first CU student-athletes hailing from the same high school as incoming freshmen since 1980 (Jay Humphries and Vince Kelley); and first high school teammates on the CU roster since 2002-03 (Matt Greenwald and Blair Wilson, Westminster HS [Colo.]).

ACADEMICS

- Open Option major in Colorado's College of Arts and Sciences.

MATER DEI HS

- Averaged 18.1 points, 9.2 rebounds, 1.7 assists, 1.0 steals and 0.5 blocks per game as a senior helping Mater Dei to 34-2 record en route to the California Interscholastic Federation (CIF) State Division I title.
- Monarchs went 10-0 in league play winning the Trinity League title, then the CIF Southern Section Division 1AA championship.

- Finished the year as the top-ranked school in California, No. 2 ranking nationally.
- 2011-12 ESPN High School All-American honorable mention (April 2012) • Two-time CIF Player of the Year (junior & senior years) • Most Valuable Player honors with the Orange County Register County; Los Angeles Times All-Southland team; All-Southern Section Division 1AA; and Trinity League selection.
- Two-year letterwinner.
- Helped the Monarchs to a pair of state championships during his junior (32-3, No. 4 nationally, defeated De La Salle) and senior years (34-2, No. 2 nationally, defeated Sheldon).
- Entering his junior year was ranked by Rivals.com as the nation's 83rd best overall recruit and the 17th best small forward prospect from the Class of 2012; also a four-star recruit.
- Received an invitation to the prestigious Top 100 NBA Camp June (2011)
- Played in the adidas Super 64 tournament in Las Vegas.

SEASON HIGHS

Points	Season	22	Oregon (Mar. 7, 2013)
FGM	Season	7	Oregon (Mar. 7, 2013) Arizona (Feb. 14, 2013) California (Jan. 27, 2013)
FGA	Season	14	at California (Mar. 2, 2013)
Rebounds	Season	14	Arizona State (Feb. 16, 2013)
O-Rebs	Season	9	Arizona State (Feb. 16, 2013)
D-Rebs	Season	11	California (Jan. 27, 2013)
3-Pt. FGs	Season	4	Arizona (Feb. 14, 2013)
3-Pt. FGA	Season	5	Arizona (Feb. 14, 2013)
FT	Season	5	Oregon (Mar. 7, 2013)
FTA	Season	6	at California (Mar. 2, 2013) at Washington St. (Jan. 19) USC (Jan. 10, 2013) at Arizona (Jan. 3, 2013)
Assists	Season	1	11 times
Steals	Season	2	at Arizona (Jan. 3, 2013)
Blocks	Season	2	Dayton (Nov. 15, 2012)
Minutes	Season	38	at Arizona (Jan. 3, 2013)

2012-13 Game-by-Game (freshman)

Game	GS	Min	FGs	3FGs	FTs	O-D-R	Pf	A	To	BL	ST	Pts
WOFFORD	-	24	1-2	0-1	3-4	2-6-8	1	1	2	0	0	5
vs. Dayton	-	26	5-9	2-4	3-4	0-3-3	5	1	1	2	1	15
vs. Baylor	-	23	3-6	0-0	1-4	2-4-6	3	1	5	1	0	7
vs. Murray State	-	12	1-1	0-0	0-1	1-0-1	2	0	1	0	0	2
AIR FORCE	-	10	3-4	1-2	0-0	0-1-1	4	0	1	0	0	7
TX SOUTHERN	-	23	2-4	0-0	2-4	2-3-5	4	0	2	1	0	6
at Wyoming	-	22	2-4	0-1	2-2	1-2-3	4	0	3	0	0	6
COLORADO ST.	-	16	2-3	0-1	1-4	0-2-2	1	0	0	1	0	5
at Kansas	-	18	0-4	0-1	1-4	1-3-4	5	0	1	0	0	1
at Fresno State	-	8	0-0	0-0	1-2	0-4-4	4	0	3	1	0	1
N. ARIZONA	-	23	6-7	3-3	2-3	1-3-4	1	1	2	0	0	17
HARTFORD	-	18	1-6	0-1	2-2	2-0-2	2	1	2	0	0	4
at Arizona	*	38	4-8	2-4	3-6	2-4-6	3	1	0	0	2	13
at Arizona State	-	14	2-6	0-1	0-0	2-2-4	5	0	2	0	0	4
USC	*	23	2-7	0-2	3-6	1-2-3	3	1	0	1	0	7
UCLA	*	22	2-5	1-3	3-5	1-1-2	2	0	2	0	0	8
at Washington	*	29	4-10	0-0	1-2	3-1-4	4	0	3	1	0	9
at Washington St.	-	20	5-7	0-2	4-6	1-3-4	1	0	2	0	1	14
STANFORD	*	24	5-8	1-2	0-0	1-2-3	4	0	2	0	0	11
CALIFORNIA	*	30	7-10	0-2	4-4	1-11-12	3	0	5	0	0	18
at Utah	*	31	3-7	0-2	0-1	3-7-10	4	1	2	1	1	6
at Oregon	*	21	3-7	2-3	0-0	0-2-2	1	1	1	0	0	8
at Oregon State	-	23	1-3	0-1	1-2	1-1-2	2	0	1	0	0	3
ARIZONA	*	27	7-9	4-5	1-2	2-7-9	3	1	2	0	0	19
ARIZONA ST.	*	36	4-9	0-1	2-4	9-5-14	2	1	4	0	1	10
UTAH	*	29	2-4	1-3	1-2	2-3-5	0	0	2	1	1	6
at Stanford	*	26	3-5	0-2	1-3	2-3-5	3	0	0	0	0	7
at California	*	36	4-14	3-4	3-6	3-4-7	2	0	0	1	0	14
OREGON	*	22	7-7	3-3	5-6	1-2-3	4	0	2	0	0	22
OREGON ST.	*	28	3-7	0-0	0-0	4-3-7	4	0	3	3	0	6

MISC. SEASON

Double-Figure Scoring	10
20+ Points	1
13+ Points	8
10+ Rebounds	3
Double-Doubles	2
Led CU in Scoring	3
Led CU in Rebounds	3
Led CU in Blocks	6
Led CU in Assists	-
Led CU in Steals	1
4+ Rebounds	18
2+ Blocks	2

SEASON AVERAGES

GP.....	30
GS.....	15
PPG.....	8.7
RPG.....	4.8
FG%.....	51.4
3FG%.....	42.6
FT%.....	56.2
APG.....	0.4
SPG.....	0.2
BPG.....	0.5
MPG.....	23.4



XAVIER TALTON

Freshman • Guard
 6'1" • 180
 Wing Span: 6'6"
 Sterling, Colo.
 (Sterling HS)

#3

PERSONAL

- Born on August 3, 1994
- Son of John Talton Jr. and Dena Salazar
- Father played basketball at Virginia Union • One of four children • Older brother Ezekiel; younger brother, Zachariah; sister, Cadence.
- Xavier is a miracle child, his mother was in a car accident when he was in her womb.
- School record holder in points, assists, steals, games played and games won.
- Says winning the state championship his junior year was biggest moment of prep career
- Selected CU because "felt it was the right place for me and close to home"
- Will wear jersey number 3 at CU, the same number he wore in high school.

ACADEMICS

- Intended college major is business.

STERLING HS

- Averaged 18.7 points, 7.1 rebounds, 6.3 assists, 4.2 steals and 1.3 blocks per game as a senior.
- Helped Sterling to a 22-2 record as a senior • The Tigers went 14-0 in conference play, winning the Tri-Valley League championship and advanced to the 4A state playoffs (Sweet 16, third round).

2012-13 Game-by-Game (freshman)

Game	GS	Min	FGs	3FGs	FTs	O-D-R	Pf	A	To	BL	ST	Pts
WOFFORD	-	10	0-3	0-1	2-3	0-1-1	2	0	0	0	1	2
vs. Dayton	-	3	0-0	0-0	0-0	0-0-0	0	0	1	0	0	0
vs. Baylor	-	2	0-0	0-0	0-0	0-1-1	0	0	0	0	0	0
vs. Murray State	-	4	0-0	0-0	0-0	0-0-0	0	0	0	0	0	0
AIR FORCE	-	9	1-3	0-0	0-0	0-3-3	0	0	0	0	0	2
TX SOUTHERN	-	8	1-1	0-0	0-0	0-1-1	0	0	0	0	0	2
at Wyoming	-	9	3-3	1-1	0-0	1-0-1	3	1	0	0	0	7
COLORADO ST.	-	5	0-0	0-0	0-0	0-0-0	0	1	0	0	0	0
at Kansas	-	19	2-4	0-1	0-0	1-0-1	2	3	1	0	2	4
at Fresno State	-	8	0-1	0-0	0-0	0-0-0	0	0	1	0	0	0
N. ARIZONA	-	20	2-4	2-3	0-0	1-1-2	2	2	2	0	0	6
HARTFORD	-	14	0-1	0-1	1-3	0-1-1	1	0	2	0	0	1
at Arizona	-	3	0-0	0-0	0-0	0-0-0	0	0	0	0	0	0
at Arizona State	-	4	0-0	0-0	0-0	0-0-0	2	0	1	0	0	0
USC	-	7	1-2	0-0	0-0	0-0-0	0	1	0	0	0	2
UCLA	did not play											
at Washington	-	7	1-1	0-0	1-1	0-1-1	4	0	0	0	0	3
at Washington St.-	-	2	0-0	0-0	0-0	0-0-0	0	0	0	0	0	0
STANFORD	-	1	0-0	0-0	0-0	0-1-1	1	0	0	0	0	0
CALIFORNIA	-	1	0-0	0-0	0-0	0-1-1	0	0	0	0	0	0
at Utah	-	8	1-1	0-0	0-1	0-0-0	1	0	0	0	0	2
at Oregon	-	10	1-1	0-0	0-0	0-1-1	0	2	0	0	0	2
at Oregon State	-	5	0-0	0-0	0-0	0-0-0	0	0	1	0	0	0
ARIZONA	-	7	2-2	1-1	1-2	0-0-0	0	0	2	0	2	6
ARIZONA ST.	-	9	1-1	1-1	0-0	0-1-1	0	1	0	0	1	3
UTAH	-	11	0-0	0-0	0-0	0-1-1	0	1	2	0	0	0
at Stanford	-	8	0-1	0-1	0-0	0-0-0	0	0	0	0	0	0
at California	-	3	0-0	0-0	0-0	0-0-0	0	0	0	0	0	0
OREGON	-	14	1-3	1-1	0-0	0-0-0	0	1	0	0	0	3
OREGON ST.	-	12	1-3	0-1	0-0	0-2-2	0	1	1	0	0	2

- Named All-4A first-team all-state junior and senior years • Tri-Valley League Player of the Year • First-team all-Tri Valley League.
- Participated in "The Show" an all-star game that featured 20 of the best boys basketball players in the state (all classifications) at the Pepsi Center (April 2012); also participated during his junior year.
- 4A Colorado Player of the Year and Tri-Valley Conference Player of the Year during his junior year.
- Led Sterling to 27 wins and a state championship as a junior • In the title game, scored 22 points helping the Tigers win the Class 4A state championship at the Coors Events Center • Averaged 21.3 points during Sterling's final three playoff games • Three-star rating by Rivals.com • Also lettered in football and track.

SEASON HIGHS

Points	Season	7	at Wyoming (Dec. 1, 2012)
FGM	Season	3	at Wyoming (Dec. 1, 2012)
FGA	Season	4	Northern Ariz. (12/21/12) at Kansas (Dec. 8, 2012)
Rebounds	Season	4	at Fresno St. (Dec. 12, 2012)
O-Rebs	Season	1	three times
D-Rebs	Season	4	at Fresno St. (Dec. 12, 2012) Air Force (Nov. 25, 2012)
3-Pt. FGs	Season	2	Northern Ariz. (12/21/12)
3-Pt. FGA	Season	3	Northern Ariz. (12/21/12)
FT	Season	2	Wofford (Nov. 9, 2012)
FTA	Season	3	Hartford (Dec. 29, 2012) Wofford (Nov. 9, 2012)
Assists	Season	3	at Kansas (Dec. 8, 2012)
Steals	Season	2	at Kansas (Dec. 8, 2012)
Blocks	Season	1	at Fresno St. (Dec. 12, 2012) TX Southern (Nov. 27, 2012)
Minutes	Season	20	Northern Ariz. (12/21/12)

MISC. SEASON

Double-Figure Scoring	-
4+ Points	4
Double-Doubles	-
Led CU in Scoring	-
Led CU in Rebounds	-
Led CU in Blocks	-
Led CU in Assists	1
Led CU in Steals	1
2+ Assists	3
2+ Steals	2

SEASON AVERAGES

GP 29
GS-
PPG 1.5
RPG 0.6
FG%50.0
3FG%50.0
FT%44.4
APG 0.4
SPG 0.2
BPG 0.0
MPG 7.5



ELI STALZER

Freshman • Guard
 6'3" • 185
 Wing Span: 6'5 1/4"
 Brea, Calif.
 (Mater Dei HS)

#5

PERSONAL

- Born Eli Thomas Stalzer on Dec. 22, 1992.
- Son of Randy and Chinita Stalzer.
- Youngest of four children.
- Older sister, Sarah; two brothers, Aaron (played volleyball at Pepperdine), and Isaac • Enjoys playing the piano.
- Is a pianist • Accepted into CU's College of Music (Oct. 2012).
- Second CU men's basketball National Letter of Intent in as many years to sign during the spring signing period with the Boyle coaching staff.
- Rounds out the CU class as the sixth freshmen and joins former Mater Dei teammate Xavier Johnson
- Stalzer and Johnson are the first CU student-athletes hailing from the same high school as incoming freshmen since 1980 (Jay Humphries and Vince Kelley); and first high school teammates on the CU roster since 2002-03 (Matt Greenwald and Blair Wilson, Westminster HS [Colo.]).

ACADEMICS

- Open Option major in Colorado's College of Arts and Sciences.

MATER DEI HS

- Averaged 5.8 points, 2.7 rebounds, 2.3 assists and 1.1 steals per game as a senior
- Tied for the team high with 20 blocked shots for the season on a star-studded Monarchs team.
- As a senior, helped Mater Dei to 34-2 record en route to the California Interscholastic Federation (CIF) State Division I title.
- Monarchs went 10-0 in league play winning the Trinity League title, then the CIF Southern Section Division 1AA championship.
- Finished the year as the top-ranked school in California, No. 2 ranking nationally.
- Four-year letterwinner.
- Two-time co-captain (junior & senior years) helping the Monarchs register an incredible 129-9 record (.935) over his four years.
- Two state championships during his junior (32-3, No. 4 nationally, defeated De La Salle) and senior (34-2, No. 2 nationally, defeated Sheldon) years.
- Earned first-team all-conference honors as a junior • Member of another pair of 30-win seasons at Mater Dei during his sophomore (32-2, No. 8 nationally, state semifinal) and freshman (31-2, No. 12 nationally).

2012-13 Game-by-Game (freshman)

Game	GS	Min	FGs	3FGs	FTs	O-D-R	Pf	A	To	BL	ST	Pts
WOFFORD	-	16	2-2	1-1	0-0	0-3-3	0	1	1	0	0	5
vs. Dayton	-	10	1-2	1-2	0-0	0-0-0	1	0	0	0	0	3
vs. Baylor	-	10	1-1	1-1	0-0	0-0-0	1	0	0	0	0	3
vs. Murray State	-	7	0-0	0-0	0-0	0-0-0	0	0	2	0	0	0
AIR FORCE	-	12	2-3	2-3	0-0	0-1-1	1	0	1	0	0	6
TX SOUTHERN	-	12	0-1	0-1	0-0	0-0-0	1	1	1	1	1	0
at Wyoming	-	19	1-3	0-1	1-1	0-4-4	1	1	0	0	0	3
COLORADO ST.	-	10	0-0	0-0	0-0	0-1-1	1	0	2	0	0	0
at Kansas	-	10	0-2	0-2	1-2	0-0-0	1	0	1	0	0	1
at Fresno State	-	5	0-0	0-0	0-0	0-0-0	1	0	1	0	0	0
N. ARIZONA	-	21	0-3	0-3	0-0	1-2-3	5	3	1	0	0	0
HARTFORD	-	13	0-2	0-0	0-0	0-1-1	2	2	3	0	3	0
at Arizona	-					did not play						
at Arizona State	-	3	0-0	0-0	0-0	0-0-0	1	0	0	0	0	0
USC	-	9	1-1	1-1	0-0	0-0-0	1	0	1	0	0	3
UCLA	-					did not play						
at Washington	-	1	0-0	0-0	0-0	0-0-0	0	0	1	0	0	0
at Washington St.-	-	9	0-0	0-0	2-2	0-2-2	0	0	1	0	0	2
STANFORD	-	4	0-1	0-0	1-3	0-0-0	1	0	0	0	0	1
CALIFORNIA	-	10	1-1	0-0	0-0	0-1-1	0	0	1	0	0	2
at Utah	-	7	0-0	0-0	0-0	0-0-0	0	1	1	0	0	0
at Oregon	-					did not play						
at Oregon State	-	7	1-3	0-2	0-0	0-0-0	1	1	2	1	0	2
ARIZONA	-					did not play						
ARIZONA ST.	-					did not play						
UTAH	-	6	0-2	0-2	0-0	0-0-0	0	0	0	0	1	0
at Stanford	-	2	0-0	0-0	0-0	1-0-1	0	0	0	0	0	0
at California	-					did not play						
OREGON	-	5	0-1	0-1	0-0	0-2-2	2	0	2	0	1	0
OREGON ST.	-	11	1-2	0-1	0-0	1-0-1	0	2	0	0	0	2

SEASON HIGHS

Points

Season 6 Air Force (Nov. 25, 2012)

FGM

Season 2 Air Force (Nov. 25, 2012)
 Wofford (Nov. 9, 2012)

FGA

Season 3 at Oregon State (2/10/13)
 Northern Arizona (12/21/12)
 Air Force (Nov. 25, 2012)

Rebounds

Season 4 at Wyoming (Dec. 1, 2012)

O-Rebs

Season 1 three times

D-Rebs

Season 4 at Wyoming (Dec. 1, 2012)

3-Pt. FGs

Season 2 Air Force (Nov. 25, 2012)

3-Pt. FGA

Season 3 Air Force (Nov. 25, 2012)

FT

Season 2 at Washington State (Jan. 19)

FTA

Season 3 Stanford (Jan. 24, 2013)

Assists

Season 3 Northern Arizona (12/21/12)

Steals

Season 3 Hartford (Dec. 29, 2012)

Blocks

Season 1 at Oregon State (2/10/13)

Minutes

Season 21 Northern Arizona (12/21/12)

MISC.

SEASON

Double-Figure Scoring	-
5+ Points	2
Double-Doubles	-
Led CU in Scoring	-
Led CU in Rebounds	-
Led CU in Blocks	-
Led CU in Assists	-
Led CU in Steals	-
2+ Assists	2
3+ Rebounds	3
1+ Blocks	2
3+ Steals	1

SEASON

AVERAGES

GP24
GS-
PPG1.5
RPG0.9
FG%38.7
3FG%28.6
FT%66.7
APG0.5
SPG0.3
BPG0.1
MPG9.4



SHANE HARRIS-TUNKS #15

Redshirt-Junior • Center/Forward
 6'11" • 250 • Wing Span: 6'11"
 Two-Year Letterwinner
 Liverpool, New South Wales, Australia
 (Australian Institute of Sport)

2011-12 (REDSHIRT-SOPHOMORE)

- Played in all 36 games, one start (Wichita State, Nov. 17)
- Averaged 2.7 points, 2.2 rebounds per game
- Second on the team in blocked shots (10)
- Shot 47.5 percent from the field (38-of-80), also had 19 assists.
- Hauled down five or more rebounds in a game, five times
- Played a Pac-12 Conference high 17 minutes in home win over Oregon State (Feb. 2) • Made over 50 percent of his shots in 17 games • Helped CU defeat Washington (Jan. 5) with two blocked shots and two steals. In one-point home win over Oregon (Feb. 4) had six points (4-of-4 at FT) • One of the team's key reserves that assisted CU to earn its first NCAA Tournament berth since the 2002-03 season (nine years) and only the third NCAA Tournament appearance since 1968-69 (43 years) • Member of the Pac-12 Conference Tournament Championship team and the automatic berth to the NCAA Tournament winning four games in four days at the Staples Center in Los Angeles.

2010-11 (SOPHOMORE): Missed the entire basketball season after tearing anterior cruciate ligament (ACL) in his left knee in October 2010 • Received a medical-redshirt • Added 25 pounds of muscle to his 6-foot-11 frame during the 2010 spring/summer.

2009-10 (FRESHMAN): Played 28 games with three starts • Led team in blocked shots (14) and was eighth among all Big 12 Conference freshman blocks. • Fifth CU freshman to lead team in blocked shots (David Harrison, Stephane Pelle, Carlton Carter, Matt Bullard).
 • Shot 22-for-36 from field (61.1 percent).
 • Played 23 minutes in home win over Oklahoma (Feb. 17) with a conference-best five rebounds • Led team with seven rebounds, two blocks in win over Chaminade (Nov. 25) and played 11 minutes against Arizona (Nov. 24) at the EA Sports/Maui Invitational with three points, two rebounds, one steal, one block.

PERSONAL: Born Shane Daniel Harris-Tunks on May 27, 1990 in Sydney, Australia • Son of Michael Tunks and Jan Harris • Youngest of three children, sister, Kaley; brother, David • Graduated from Lake Ginninderra College in Canberra Dec. 2008, a senior secondary college catering to students in their final two years of schooling • Enjoys reading and drawing in his spare time.

ACADEMICS: Major is Advertising in the College of Journalism • Named 2011-12 Pac-12 Conference Academic Honorable Mention.

2012-13 Game-by-Game (redshirt-junior)

Game	GS	Min	FGs	3FGs	FTs	O-D-R	Pf	A	To	BL	ST	Pts
WOFFORD	-	14	2-4	0-0	2-2	0-2-2	1	1	0	0	0	6
vs. Dayton	-	10	0-1	0-0	0-0	0-2-2	2	0	1	0	0	0
vs. Baylor	-	14	0-2	0-1	0-0	3-1-4	2	0	3	0	1	0
vs Murray State	-	3	0-1	0-0	0-0	0-0-0	0	0	1	0	0	0
AIR FORCE	-	8	1-3	0-0	0-0	1-1-2	0	0	1	0	0	2
TX SOUTHERN	-	4	0-0	0-0	0-0	0-1-1	0	0	1	0	0	0
at Wyoming	-	7	0-1	0-0	0-0	0-0-0	0	0	0	0	0	0
COLORADO ST.	-	13	2-3	0-0	3-4	0-1-1	3	0	0	0	0	7
at Kansas	-	6	0-0	0-0	1-2	1-1-2	1	0	1	0	0	1
at Fresno State	-	8	1-1	0-0	0-0	0-1-1	0	0	0	0	1	2
N. ARIZONA	-	9	1-3	0-0	1-2	1-1-2	1	0	1	1	1	3
HARTFORD	-	9	1-1	0-0	0-0	1-1-2	0	0	3	0	0	2
at Arizona	-	9	0-0	0-0	0-0	0-0-0	2	0	0	0	0	0
at Arizona State	-	7	0-1	0-0	0-0	1-1-2	3	0	0	0	0	0
USC	-	12	0-1	0-0	1-2	1-3-4	2	0	1	1	1	1
UCLA	-	7	0-1	0-0	1-2	0-0-0	0	0	0	0	0	1
at Washington	-	7	0-0	0-0	0-0	0-3-3	0	0	0	1	0	0
at Washington St.	-	5	0-1	0-0	0-0	0-0-0	0	0	0	0	0	0
STANFORD	-	2	0-0	0-0	0-0	0-1-1	2	0	0	0	0	0
CALIFORNIA	-	16	1-2	0-0	0-2	0-2-2	3	1	3	0	0	3
at Utah	-	5	0-1	0-0	0-2	1-1-2	0	0	0	0	0	0
at Oregon	-	7	0-0	0-0	0-0	1-0-1	0	0	0	0	0	0
at Oregon State	-					did not play						
ARIZONA	-	10	1-3	0-0	0-2	1-1-2	1	0	0	0	0	2
ARIZONA ST.	-	12	0-2	0-0	0-0	1-1-2	3	1	0	0	0	0
UTAH	-	5	1-1	0-0	0-0	0-0-0	1	0	2	0	0	2
at Stanford	-	5	0-0	0-0	0-0	1-0-1	0	0	0	0	0	0
at California	-	4	0-0	0-0	0-0	0-0-0	1	0	1	0	0	0
OREGON	-	17	1-2	0-0	2-4	0-2-2	2	0	0	0	0	4
OREGON ST.	-	16	2-3	0-0	0-0	0-2-2	4	1	2	0	1	4

CAREER STATISTICS - Harris-Tunks

Year	GP-GS	Min	FG-FGA	Pct	3PT-A	Pct	FT-FTA	Pct	O	D	Reb	Avg	Ast	To	PF-FO	Stl	Blk	Pts	Avg
2012-13	29-1	252	14-38	.368	0-1	.000	11-24	.458	14	30	44	1.5	4	21	34-0	5	3	39	1.3
2011-12	36-1	461	38-80	.475	0-0	.000	22-41	.537	21	59	80	2.2	19	44	64-0	11	10	98	2.7
2010-11																			
2009-10	28-3	328	22-36	.611	0-0	.000	6-16	.375	9	36	45	1.6	7	34	64-2	15	14	50	1.8
TOTAL	93-5	1041	74-154	.481	0-1	.000	39-81	.481	44	125	169	1.8	30	99	158-2	31	27	187	2.0

SEASON/CAREER HIGHS

Points	Season	7	Colorado State (Dec. 5, 2012)
	Career	8	twice: vs. W. Michigan (Nov. 20, 2011) vs. Wichita State (Nov. 17, 2011)
FGM	Season	3	Colorado State (Dec. 5, 2012)
	Career	3	five times: Colorado State (Dec. 5, 2012) at Oregon (March 1, 2012) vs. W. Michigan (Nov. 2011) at Missouri (Feb. 24, 2010) at Chaminade (Nov. 25, 2009)
FGA	Season	4	Colorado State (Dec. 5, 2012) Wofford (Nov. 9, 2012)
	Career	6	twice: Georgia (Nov. 28, 2011) vs. W. Michigan (Nov. 20, 2011)
Rebounds	Season	4	USC (Jan. 10, 2013) Baylor (Nov. 16, 2012)
	Career	8	vs. W. Michigan (Nov. 20, 2011)
O-Rebs	Season	3	Baylor (Nov. 16, 2012)
	Career	4	twice: Utah (Dec. 31, 2011) vs. W. Michigan (Nov. 20, 2011)
D-Rebs	Season	3	twice
	Career	5	four times: vs. Arizona (March 10, 2012) Oregon State (Feb. 2, 2012) Oklahoma (Feb. 17, 2010) at Chaminade (Nov. 25, 2009)
FT	Season	3	Colorado State (Dec. 5, 2012)
	Career	4	twice: Oregon (Feb. 4, 2012) vs. Wichita St. (Nov. 17, 2011)
FTA	Season	4	Colorado State (Dec. 5, 2012)
	Career	6	at California (Jan. 12, 2012)
Assists	Season	1	four times
	Career	4	vs. Baylor (Mar. 7, 2012)
Steals	Season	1	five times
	Career	3	Wyoming (Dec. 9, 2011)
Blocks	Season	1	three times
	Career	2	four times: Washington (Jan. 5, 2012) Oklahoma (Feb. 17, 2010) at Chaminade (Nov. 25, 2009) Ark.-Pine Bluff (Nov. 13, 2009)
Minutes	Season	17	Oregon (Mar. 7, 2013)
	Career	25	vs. W. Michigan (Nov. 20, 2011)



ANDRÉ ROBERSON

#21

Junior • Forward
6'7" • 210
Wing Span: 7'0"
Two-Year Letterwinner
San Antonio, Texas
(Wagner HS)

CAREER (entering 2012-13 season): Seventh in blocked shots (109), ninth in rebounding (698), 19th in steals (97), 68th points (675).

- 25 double-doubles, tied for ninth all-time (CU 20-5 in those games).
- CU 16-5 in games he has 12+ rebounds.
- 8-0 when grabbing 15 or more rebounds.
- Has led the team two-straight years in rebounds (11.1), blocks (67), and steals (46) in the same season; joins Chauncey Billups & Matt Bullard as only Buffs to lead the team in three categories (either points, rebounds, assists, blocks, steals) in both his freshman and sophomore seasons.
- 74 career games, grabbed 8+ rebounds 52 times.
- Thru first 74 career games, averaging 9.4 rebounds per game, ranking sixth highest per game in CU history. However, is averaging 14.4 rebounds per 40 minutes played ranking best among all CU players since minutes began being recorded in 1978-79.
- Shooting 53.7 percent from the field over his two years (250-of-466).

NATIONALLY (2011-2012): Ranked third in rebounds per game (11.1). • Third place finish is highest finish by a CU player since Alex Stivrins finished sixth 11.7 rpg. (1984-85).

- 20 double-doubles (15-5 in those games), fifth overall.
- No. 54 in blocked shots (1.86) • Among all players entering the NCAA Tournament was second in rebounding and tied for fourth in double-doubles.
- Ranked second (trailing only Kansas' Thomas Robinson, a consensus All-America selection) in defensive rebound percentage (29.6 percent) as calculated by Ken Pomeroy (kenpom.com). Defensive rebound percentage is the percentage of possible defensive rebounds a player gets.

2011-12 (SOPHOMORE): Set the CU single-season rebounding record (401) breaking 58-year old mark previously set by Burdette Haldorson (1954-55).

- Set the single-season defensive rebounding record (290) breaking the 225 by Shaun Vandiver (1989-90), 23 years ago.
- Shattered sophomore season record for most rebounds (401) topping old mark of 337 (Cliff Meely in 1968-69, 44 years ago).
- First CU player to average a double-double for the entire season (11.6 ppg., 11.1 rpg.) since Stephane Pelle (2001-02; 12.8 ppg., 10.8 rpg.).
- His 11.1 rpg. was the highest since Shaun Vandiver hauled in 11.2 per in 1989-90.
- 12th player in school history to lead the team in rebounding in back-to-back seasons, but only the second since 1994 (joining Stephane Pelle in 2001-02, 2002-03).
- 67 blocked shots, the most in a season since David Harrison had 85 in 2003-04.
- 20 double-doubles (CU went 15-5), tied for the third

most in a single season (with Cliff Meely, '68-69).

- 111 offensive rebounds, third in school history.
- Grabbed eight or more rebounds in 32 of 36 games
- Averaged a team-high 30.2 minutes per game and shot a team-best 50.2 percent from the field.

PAC-12 (ALL GAMES)

- First in rebounding (11.1 rpg.), first in offensive (3.1 rpg.), defensive rebounding (8.1 rpg.).
- Tied for first in blocked shots per game (1.9).
- Only player to average a double-double among all players in the Pac-12 (all games & conference-only games).

PAC-12 (CONFERENCE ONLY): First in rebounding (10.9 rpg.), first in blocked shots (2.3 bpg.), first in defensive rebounds (8.2), second in offensive rebounds (2.8).

- Averaged more defensive rebounds per game (8.1) in all games than any other player in the Pac-12 averaged total rebounds per game.
- Seven blocks against Oregon (Feb. 4) is the second highest for the season in the conference, and the most by a CU player since David Harrison had seven on Feb. 18, 2004 vs. Texas Tech. Of his 67 blocks on the season, 37 have resulted in a defensive rebound for CU (55.2 percent).
- Helped CU rank first in defensive rebounds (25.9 rpg.); first in defensive rebounding percentage (.731).
- Grabbed a career-high 17 rebounds against Utah (Dec. 31) becoming the first player since 2006 to record that many boards in a game.

PAC-12 TOURNAMENT: Averaged 14.8 points and 10.3 rebounds per game, in addition to having seven steals, seven assists and seven blocked shots; also made four three-pointers (seven attempts, .571 percentage).

- Shot 66.7 percent during the Pac-12 Tournament (20-of-30). Made 11-straight field goal attempts dating back to the game-winning put back against Oregon in the quarterfinals. His streak tied for the third longest, and just one off the school record of 12 held by teammates Rodell "House" Guest and Shaun Vandiver, one year apart. Roberson's 11-straight are the most on the road or at a neutral site. His 6-of-6 performance from the field against Cal, which included two 3-pointers, was a career-best percentage wise.

AWARDS: All-Pac-12 Conference First Team • All-Pac-12 All-Defensive Team • Pac-12 All-Tournament Team.

- Male Athlete of the Year Award winner at the 12th Annual CUSPY Awards (CU Sports Performers of the Year).
- 2010-11 CUSPY Awards (CU Sports Performers of the Year) Co-Male Freshman Athlete of the Year.
- Two-time University of Colorado men's basketball Stephane Pelle Rebounding Award winner.

2010-11 (FRESHMAN): Set the CU school record for most rebounds by a freshman (297) and most blocked shots in a single-season by a freshman (42).

- Tied the school mark for most games played in a season (38) and most single-season fouls (112).
- First CU freshman to lead team in rebounds (297), steals (51), blocks (42) becoming only the fourth Big 12 player to accomplish this feat (Michael Beasley, Kansas State; Antoine Wright, Texas A&M; Kevin Durant, Texas).
- 100th nationally in rebounding (7.8 rpg.).
- Tied for fifth nationally in freshman rebounding (only player with zero starts). Of the top six freshman rebounders, he ranked second (14.0) of the six per 40 minutes.
- Sixth CU freshman to lead team in blocked shots (Shane Harris-Tunks, David Harrison, Stephane Pelle, Carlton Carter, Matt Bullard) • 297 rebounds tied for 12th in school history for rebounds in a season.

SEASON/CAREER HIGHS

Points

Season	24	at Stanford (Feb. 27, 2013)
Career	24	at Stanford (Feb. 27, 2013)

FGM

Season	9	at Stanford (Feb. 27, 2013)
Career	9	at Stanford (Feb. 27, 2013)

FGA

Season	13	at Stanford (Feb. 27, 2013)
Career	14	vs. Maryland (Nov. 18, 2011)

Rebounds

Season	20	Stanford (Jan. 24, 2013) at Fresno St. (Dec. 12, 2012)
Career	20	Stanford (Jan. 24, 2013) at Fresno St. (Dec. 12, 2012)

O-Rebs

Season	7	at Fresno St. (Dec. 12, 2012)
Career	10	at Baylor (Jan. 29, 2011)

D-Rebs

Season	17	Stanford (Jan. 24, 2013)
Career	17	Stanford (Jan. 24, 2013)

3-Pt FGs

Season	2	at Stanford (Feb. 27, 2013) at Wyoming (Dec. 1, 2012)
Career	3	at UCLA (Jan. 28, 2012)

3-Pt FGA

Season	4	at Stanford (Feb. 27, 2013) vs. Baylor (Nov. 16, 2012)
Career	4	at Stanford (Feb. 27, 2013) vs. Baylor (Nov. 16, 2012) at California (Jan. 12, 2012) vs. Maryland (Nov. 18, 2011)

FT

Season	6	Murray State (Nov. 18, 2012)
Career	9	vs. Utah (March 7, 2012) Fresno State (Dec. 7, 2011)

FTA

Season	9	Murray State (Nov. 18, 2012)
Career	12	vs. Utah (March 7, 2012)

Assists

Season	4	vs. Dayton (Nov. 15, 2012)
Career	5	Texas (Feb. 26, 2011)

Steals

Season	5	at Oregon State (2/10/13)
Career	5	at Oregon State (2/10/13)

Blocks

Season	3	three times
Career	7	Oregon (Feb. 4, 2012)

Minutes

Season	43	Arizona State (2/16/13)
Career	43	Arizona State (2/16/13)

CAREER STATISTICS - Roberson

Year	GP-GS	Min	FG-FGA	Pct	3PT-A	Pct	FT-FTA	Pct	O	D	Reb	Avg	Ast	To	PF-FO	Stl	Blk	Pts	Avg
2012-13	28-27	943	118-245	.482	18-55	.327	47-87	.540	83	238	321	11.5	40	66	69-4	63	38	301	10.8
2011-12	36-35	1087	149-292	.510	19-50	.380	102-166	.614	111	290	401	11.1	42	65	85-2	46	67	419	11.6
2010-11	38- 0	847	101-174	.580	12-35	.343	42-76	.553	106	191	297	7.8	33	44	112-6	51	42	256	6.7
TOTAL	102-62	2877	368-711	.518	49-140	.350	191-329	.581	300	719	1019	10.0	115	175	266-12	160	147	976	9.6

BIG 12 (ONLY): Second in offensive rebounds (3.1) • Sixth in rebounding (7.3).
BIG 12 (ALL GAMES): Tied for second in rebounding (7.8) • Fifth in offensive rebounds (2.8) • Tied for fifth in defensive rebounding (5.0) • 10th in blocked shots (1.1).

WAGNER HS : Averaged 15 points, 12 rebounds and 1.7 blocked shots per game during his season year • Led team in rebounding and blocks senior year • Helped the Thunderbirds to a pair of consecutive Texas Class 5-A state semifinal appearances • Two region championship teams • Helped team to a 39-2 record during senior year and a No. 22 national ranking, in addition to No. 4 state ranking and No. 1 in the section • District 27-5A Most Valuable Player • Named to the All-Area Class 5-A Super Team • First-team all-state selection junior and senior years • Two-time District 27-5A • Two-time all-region and all-state selection.

2012-13 Game-by-Game (junior)

Game	GS	Min	FGs	3FGs	FTs	O-D-R	Pf	A	To	BL	ST	Pts
WOFFORD	*	31	2-8	0-1	3-5	1-5-6	2	2	1	2	3	7
vs. Dayton	*	34	2-7	0-1	2-7	0-14-14	3	4	6	2	4	6
vs. Baylor	*	37	3-11	1-4	0-5	3-9-12	1	1	1	1	1	7
vs. Murray State	*	37	5-8	0-1	6-9	3-6-9	5	1	3	1	2	16
AIR FORCE	*	30	8-11	0-1	2-3	4-9-13	2	3	2	2	2	18
TX SOUTHERN	*	29	5-8	1-1	0-0	6-6-12	5	0	2	2	2	11
at Wyoming	*	28	6-9	2-3	2-2	4-8-12	5	2	4	0	2	16
COLORADO ST.	*	37	5-11	0-2	5-8	3-11-14	0	2	1	2	3	15
at Kansas	*	35	3-9	1-1	1-4	3-8-11	1	1	4	2	2	8
at Fresno State	*	38	7-12	0-0	3-5	7-13-20	3	3	1	0	1	17
NO. ARIZONA	*	24	4-5	1-1	1-2	1-7-8	2	3	0	1	2	10
HARTFORD	*	28	6-8	1-1	1-1	2-12-14	0	1	1	3	2	14
at Arizona	*	35	3-7	2-3	1-2	2-9-11	3	1	0	0	2	9
at Arizona State	*	36	2-10	0-1	1-2	4-9-13	4	1	1	1	2	5
USC	-	32	4-10	1-3	2-4	3-5-8	0	1	2	1	2	11
UCLA	*	35	2-4	0-2	1-2	1-11-12	3	2	5	0	0	5
at Washington	*	38	4-10	1-3	1-2	3-8-11	2	1	2	3	1	10
at Washington St.*	*	26	1-3	0-0	2-2	0-7-7	3	1	1	2	2	4
STANFORD	*	34	4-10	1-1	3-6	3-17-20	2	3	3	3	2	12
CALIFORNIA	*	22	5-7	1-2	4-5	1-4-5	2	1	3	1	0	15
at Utah	*	35	4-6	2-4	0-0	2-10-12	4	0	4	2	4	10
at Oregon	*	36	5-10	0-2	0-1	5-8-13	1	1	3	0	2	10
at Oregon State	*	38	3-9	0-3	1-2	2-8-10	2	3	0	1	5	7
ARIZONA	*	34	3-8	1-1	0-1	4-9-13	2	0	2	1	2	7
ARIZONA ST.	*	43	4-11	0-2	0-0	6-9-15	4	0	5	2	3	8
UTAH	*	37	5-11	0-3	0-2	5-8-13	1	0	2	2	4	10
at Stanford	*	37	9-13	2-4	4-4	2-6-8	3	0	2	1	1	24
at California	*	37	4-9	0-4	1-1	3-2-5	2	2	2	0	3	9
OREGON												
did not play (viral illness)												
OREGON ST.												
did not play (viral illness)												

SEASON AVERAGES

GP.....	28
GS.....	27
PPG.....	10.8
RPG.....	11.5
FG%.....	48.2
3FG%.....	35.3
FT%.....	54.0
APG.....	1.4
SPG.....	2.3
BPG.....	1.4
MPG.....	33.7

MISC.

	SEASON	CAREER
Double-Figure Scoring	16	50
20+ Points	1	4
Double-Doubles	11	36
Led CU in Scoring	3	14
Led CU in Rebounds	25	83
Led CU in Assists	2	10
Led CU in Blocks	20	69
Led CU in Steals	17	43
3+ Assists	4	11
3+ Blocks	3	15
3+ Steals	9	16

ACADEMICS: Open Option major in CU's College of Arts and Sciences.

PERSONAL: Born Dec. 4, 1991 • Son of John and Lisa Roberson • Comes from an athletic family, father played basketball collegiately at New Mexico State (1985-89) and professionally overseas for 12 years; mother played volleyball at New Mexico State (1985-89) • Has five sisters, Ashlee (a three-year letterwinner at Texas Tech University and played professionally overseas; Amber (four-year volleyball letterwinner with the University of Texas); Arielle (currently with the CU women's basketball team); Aaliyah; Arianna and one brother, Anthony • Roberson was the first student-athlete signed by Coach Boyle • Sister, Arielle and Andre are the only brother-sister basketball siblings in the Pac-12 Conference this year, and one of five nationally.

2011-12 Game-by-Game (sophomore)

Game	GS	Min	FGs	3FGs	FTs	O-D	R	Pf	A	To	BL	ST	Pts
FORT LEWIS	*	28	4-9	1-3	4-5	2-13	15	3	1	2	1	0	13
vs. Wichita State	-	31	2-7	0-0	0-2	1-9	10	3	1	3	1	2	4
vs. Maryland	*	31	7-14	2-4	5-8	4-9	13	3	0	0	1	1	21
vs. W. Michigan	*	11	1-2	0-0	1-2	2-4	6	5	1	1	0	0	3
at Air Force	*	38	5-9	0-0	1-1	6-7	13	4	3	2	4	1	11
GEORGIA	*	34	4-8	0-0	7-11	7-8	15	1	0	1	0	1	15
at Colorado State	*	33	0-2	0-0	1-7	4-8	12	4	3	5	1	1	1
FRESNO STATE	*	24	5-6	2-2	9-9	1-9	10	4	1	3	0	1	21
WYOMING	*	30	5-9	0-2	0-1	5-7	12	4	0	5	0	2	10
CSU BAKERSFIELD	*	34	6-10	0-1	6-6	2-3	5	3	0	2	3	1	18
TEXAS SOUTHERN	*	35	4-11	0-1	3-4	7-9	16	1	2	0	2	0	11
NEW ORLEANS	*	23	4-10	0-1	4-6	5-7	12	1	0	0	2	0	12
UTAH	*	25	5-7	1-2	6-8	6-11	17	2	0	1	3	2	17
WASHINGTON	*	32	3-7	0-0	2-2	3-9	12	1	0	2	2	1	8
WASHINGTON ST	*	28	2-7	1-2	0-0	1-7	8	3	1	3	2	0	5
at California	*	32	4-12	1-4	2-2	4-10	14	3	0	2	2	0	11
at Stanford	*	33	7-12	1-3	0-0	2-2	4	0	1	0	0	1	15
ARIZONA STATE	*	29	3-4	0-0	6-8	2-8	10	2	2	2	3	1	12
ARIZONA	*	25	0-8	0-2	0-2	1-6	7	3	1	2	4	0	0
at USC	*	21	5-11	0-1	3-4	2-8	10	2	1	0	1	2	13
at UCLA	*	33	4-7	3-3	1-2	2-8	10	3	2	1	2	4	12
OREGON STATE	*	31	6-10	1-1	3-5	3-12	15	3	1	2	2	2	16
OREGON	*	28	3-4	0-0	1-2	2-9	11	2	1	1	7	0	7
at Arizona	*	29	5-10	0-2	2-2	2-9	11	5	2	1	3	1	12
at Arizona State	*	29	4-9	0-0	4-10	3-6	9	1	2	3	2	4	12
at Utah	*	32	6-10	0-2	0-0	3-13	16	1	3	3	1	0	12
STANFORD	*	32	3-8	0-1	3-11	3-8	11	1	0	1	2	2	9
CALIFORNIA	*	35	3-7	1-2	1-2	4-11	15	3	0	0	3	2	8
at Oregon	*	34	5-8	0-1	2-3	2-6	8	1	2	3	3	0	12
at Oregon State	*	19	6-9	0-1	2-7	5-4	9	3	1	2	0	2	14
vs. Utah	*	35	5-9	1-2	9-12	3-8	11	1	2	2	1	2	20
vs. Oregon	*	35	5-9	0-2	2-5	3-7	10	2	2	0	2	1	12
vs. California	*	34	6-6	2-2	3-4	2-7	9	1	0	2	2	1	17
vs. Arizona	*	31	4-6	1-1	1-2	3-8	11	2	3	1	2	3	10
vs. UNLV	*	37	4-10	0-1	4-6	3-13	16	1	1	5	2	1	12
vs. Baylor	*	36	4-5	1-1	4-5	1-7	8	3	2	2	1	4	13

2010-11 Game-by-Game (freshman year)

Game	GS	Min	FGs	3FGs	FTs	O-D-R	Pf	A	To	BL	ST	Pts
IDAHO STATE	-	21	3-5	0-0	0-0	4-7-11	2	1	0	0	1	6
at Georgia	-	16	0-1	0-1	1-2	1-6-7	4	3	1	1	0	1
at San Francisco	-	23	2-2	0-0	0-0	2-3-5	2	1	2	2	3	4
ALCONR STATE	-	21	2-5	0-1	0-0	3-6-9	4	4	2	2	2	4
at Harvard	-	19	1-2	0-1	1-2	2-2-4	2	0	1	0	2	3
TX-PAN AMERICAN	-	21	3-6	0-0	2-2	3-3-6	2	0	4	2	3	8
OREGON STATE	-	17	4-5	0-1	1-1	2-4-6	5	0	0	2	2	9
COLORADO STATE	-	12	1-3	0-0	0-0	3-2-5	2	0	2	1	0	2
THE CITADEL	-	21	4-8	1-2	2-5	1-9-10	2	1	1	2	2	11
LONGWOOD	-	21	5-9	2-3	2-3	4-9-13	1	0	1	1	0	14
vs. New Mexico	-	26	3-5	1-3	0-0	4-4-8	3	0	3	1	2	7
vs. Indiana	-	14	2-3	1-1	3-3	0-1-1	5	0	1	0	2	8
MD EASTERN SHORE	-	20	2-5	0-1	0-2	2-6-8	2	1	0	3	2	4
at Cal St. Bakersfield	-	25	3-5	0-1	1-2	1-9-10	1	0	2	0	2	7
WESTERN N.MEXICO	-	27	6-7	0-1	0-1	3-9-12	2	0	0	2	3	12
MISSOURI	-	13	1-3	0-0	0-0	1-3-4	4	1	0	1	1	2
at Kansas State	-	23	4-5	1-1	0-3	5-4-9	2	1	1	1	2	9
OKLAHOMA STATE	-	25	1-3	0-2	5-7	3-5-8	3	0	1	1	2	7
at Nebraska	-	19	2-2	1-1	0-1	1-4-5	3	0	3	0	1	5
at Oklahoma	-	28	4-5	0-0	2-2	2-2-4	2	0	1	1	2	10
KANSAS	-	19	1-3	0-0	0-0	1-3-4	4	0	1	1	1	2
at Baylor	-	27	3-7	0-1	3-4	10-1-11	4	1	2	0	1	9
IOWA STATE	-	22	2-6	1-2	4-6	4-9-13	1					



SABATINO CHEN #23

Senior • Guard
 6'4" • 190
 Wing Span: 6'6"
 One-Year Letterwinner
 Louisville, Colo.
 University of Denver
 (Monarch HS)

2011-12 (JUNIOR)

- Played in 35 games, all in a reserve role.
- Averaged 9.9 minutes, 2.0 points, 1.0 rebound per game • Shot 52.6 percent from the field (30-of-57)
- Season-best six rebounds in home win against Washington State (Jan. 7), then grabbed five boards in two other games (Bakersfield & New Orleans)
- Played in a season-high 21 minutes against Bakersfield and in conference play, saw 20 minutes in road win over USC (Jan. 26) • Helped Colorado earn its first NCAA Tournament berth since the 2002-03 season (nine years) and only the third NCAA Tournament appearance since 1968-69 (43 years) • Member of the Pac-12 Conference Tournament Championship team and the automatic berth to the NCAA Tournament winning four games in four days at the Staples Center in Los Angeles.

CAREER AT DENVER

- In his two years with the Pioneers averaged 2.4 points and 1.6 rebounds per game.
- Played in 60 games • Led DU in steals seven times, rebounding three times, assists two times.
- Shot 49.6 percent from the field (56-of-113).
- Two-year letterwinner.

2009-10(SOPHOMORE)

- Played in 29 games • Averaged 12.5 minutes per game • Shot .569 percent from the field, .333 percent from beyond the arc, and 80 percent from the free throw line
- Season-high 12 points against Arkansas State (Dec. 31) • Earned Sun Belt Academic Honor Roll certificate for achieving a 3.0 GPA or better.

2008-09 (FRESHMAN)

- Played in all 31 games for the Pioneers • Averaged 2.2 points and 18.5 minutes per game • Set a career-high with nine points at Florida International (Jan. 17) • Recorded career bests with eight rebounds and four assists against Louisiana-Monroe (Mar. 4) in the first round of the Sun Belt Tournament • Led DU in steals five times, rebounding three times, and assists twice
- Six points and three assists while logging a career-high 34 minutes during double-overtime loss at Louisiana-Lafayette (Jan. 3) • Shot 27-of-62 from the field (.435).

MONARCH HS

- Led the Coyotes to the second round of the Colorado Class 5A state tournament as a senior
- Monarch's all-time leader in rebounds and assists, and second in points • Named first team all-conference as a junior and senior • Named second team all-state as a senior and honorable mention as a junior • Scored 20 points per game as a senior • Led the state in assists as a junior with eight per game.

ACADEMICS

- College major is mathematics • Also pursuing a certificate in actuarial studies • Named a 2011-12 All-Pac-12 Conference Academic first team selection.

PERSONAL

- Born April 16, 1990 in Boulder, Colo. • Son of Michael and Joyce Chen • Three sisters, Carissa, Alana and Sophia • Received the Leader of the Pack award in high school • Enjoys playing sports and video games • Hopes to play professional basketball in the U.S. or Europe following his graduation.

SEASON/CAREER HIGHS

Points	
Season	15 at Arizona (Jan. 3, 2013)
Career	15 at Arizona (Jan. 3, 2013)
FGM	
Season	6 at Arizona (Jan. 3, 2013)
Career	6 at Arizona (Jan. 3, 2013)
FGA	
Season	11 at Oregon State (2/10/13)
Career	11 at Oregon State (2/10/13)
Rebounds	
Season	6 three times
Career	8 La.-Monroe (Mar. 4, 2009)
O-Rebs	
Season	2 five times
Career	5 Washington State (Jan. 7, 2012)
D-Rebs	
Season	4 Stanford (Jan. 24, 2013)
Career	4 four times
3-Pt. FGs	
Season	3 Utah (Feb. 21, 2013)
Career	3 Utah (Feb. 21, 2013)
3-Pt FGA	
Season	4 at Oregon State (2/10/13) at Arizona (Jan. 3, 2013)
Career	4 at Oregon State (2/10/13) at Arizona (Jan. 3, 2013)
FT	
Season	4 Murray State (Nov. 18, 2012)
Career	4 Murray State (Nov. 18, 2012)
FTA	
Season	6 Murray State (Nov. 18, 2012)
Career	6 Murray State (Nov. 18, 2012)
Assists	
Season	3 five times
Career	4 La.-Monroe (Mar. 4, 2009)
Steals	
Season	4 at Oregon State (2/10/13) USC (Jan. 10, 2013)
Career	4 at Oregon State (2/10/13) USC (Jan. 10, 2013)
Blocks	
Season	1 three times
CU High	1 7x, recent: at Utah (Feb. 2)
Career	2 Seattle (Dec. 22, 2009)
Minutes	
Season	35 Texas Southern (Nov. 27, 2012)
Career	35 Texas Southern (Nov. 27, 2012)

CAREER STATISTICS (at CU) - Chen

Year	GP-GS	Min	FG-FGA	Pct	3PT-A	Pct	FT-FTA	Pct	O	D	Reb	Avg	Ast	To	PF-FO	Stl	Blk	Pts	Avg
2012-13	30-20	730	53-129	.411	14-47	.298	20-34	.588	24	46	70	2.3	39	30	43-1	26	3	140	4.7
2011-12	35-0	346	30-57	.526	0-11	.000	10-17	.588	14	21	35	1.0	15	16	35-0	12	4	70	2.0
Total	65-20	1076	83-186	.446	14-58	.241	30-51	.588	38	67	105	1.6	54	46	78-1	38	7	210	3.2

MISC.	SEASON	CAREER
Double-Figure Scoring	4	5
5+ Points	13	19
4+ Rebounds	7	10
Double-Doubles	-	-
Led CU in Scoring	-	-
Led CU in Rebounds	-	-
Led CU in Assists	2	2
Led CU in Blocks	1	1
Led CU in Steals	1	1
3+ Assists	5	5
2+ Steals	4	6

SEASON AVERAGES
GP.....30
GS.....30
PPG.....4.7
RPG.....2.3
FG%.....41.1
3FG%...29.8
FT%.....58.8
APG.....1.3
SPG.....0.9
BPG.....0.1
MPG.....24.3

2012-13 Game-by-Game (senior)

Game	GS	Min	FGs	3FGs	FTs	O-D-R	Pf	A	To	BL	ST	Pts
WOFFORD	*	20	3-5	1-2	2-2	0-1-1	1	0	1	1	0	9
vs. Dayton	*	19	1-3	0-2	0-0	0-1-1	0	3	0	0	1	2
vs. Baylor	*	28	2-4	0-0	0-0	1-3-4	2	1	1	0	1	4
vs. Murray State	*	34	2-5	0-1	4-6	2-3-5	1	0	2	0	0	8
AIR FORCE	*	26	0-0	0-0	2-2	2-1-3	1	0	1	0	0	2
TX SOUTHERN	*	35	2-5	1-3	2-2	1-2-3	1	2	2	1	1	7
at Wyoming	*	16	0-2	0-1	0-0	0-2-2	5	1	2	0	1	0
COLORADO ST.	*	21	2-4	0-0	0-0	0-1-1	0	0	0	0	1	4
at Kansas	*	18	0-0	0-0	0-0	0-0-0	0	0	1	0	0	0
at Fresno State	*	22	2-3	0-0	0-1	0-1-1	2	3	1	0	1	4
N. ARIZONA	*	17	3-4	0-0	0-2	1-2-3	1	3	1	0	1	6
HARTFORD	*	20	0-3	0-3	3-4	1-0-1	1	3	0	0	1	3
at Arizona	-	29	6-10	2-4	1-3	0-1-1	4	2	2	0	1	15
at Arizona State	*	29	2-5	0-3	1-1	1-1-2	2	2	1	0	0	5
USC	*	25	5-7	0-0	0-1	1-2-3	0	1	1	0	4	10
UCLA	-	26	0-2	0-1	2-4	0-3-3	3	3	2	0	2	2
at Washington	-	15	0-0	0-0	0-0	1-0-1	1	1	0	0	0	0
at Washington St.*	*	28	0-5	0-3	0-0	1-3-4	0	2	0	0	1	0
STANFORD	-	28	3-6	1-2	0-1	2-4-6	1	1	1	0	1	7
CALIFORNIA	-	23	1-2	1-2	0-0	1-3-4	0	2	2	0	1	3
at Utah	-	19	2-4	1-2	1-1	0-0-0	2	0	1	0	0	6
at Oregon	-	22	0-2	0-0	0-0	1-0-1	0	1	0	1	2	0
at Oregon State	*	24	4-11	2-4	0-1	0-1-1	2	1	2	0	4	10
ARIZONA	-	17	0-1	0-0	0-0	0-0-0	2	1	1	0	0	0
ARIZONA ST.	-	29	0-3	0-2	0-0	2-1-3	1	1	0	0	0	0
UTAH	*	29	4-6	3-3	1-2	1-3-4	2	1	2	0	0	12
at Stanford	*	31	1-7	0-2	1-1	2-4-6	4	1	1	0	0	3
at California	-	15	1-4	1-3	0-0	1-0-1	1	0	0	0	0	3
OREGON	*	32	3-7	0-1	0-0	1-2-3	0	1	1	0	1	6
OREGON ST.	*	33	4-9	1-3	0-0	1-1-2	3	2	1	0	1	9

2011-12 Game-by-Game (junior)

Game	GS	Min	FGs	3FGs	FTs	O-D-R	Pf	A	To	BL	ST	Pts
FORT LEWIS	-	15	4-6	0-0	2-2	0-1-1	2	1	1	0	0	10
vs. Wichita State	-	12	2-2	0-0	0-0	1-0-1	0	1	1	0	1	4
vs. Maryland	-	15	1-2	0-0	0-0	2-0-2	3	2	0	0	0	2
vs. W. Michigan	-	12	1-2	0-1	1-1	0-1-1	2	1	1	0	0	3
at Air Force	-	16	0-1	0-0	0-2	0-0-0	1	0	0	0	0	0
GEORGIA	-	8	1-2	0-0	0-0	0-0-0	1	1	0	0	0	0
at Colorado State	-	4	0-0	0-0	0-2	1-0-1	0	0	0	1	0	0
FRESNO STATE	-	6	0-0	0-0	1-2	0-0-0	0	0	0	0	0	1
WYOMING	-	4	0-0	0-0	0-0	1-0-1	0	0	0	0	0	0
CSU BAKERSFIELD	-	21	3-4	0-0	0-1	1-4-5	2	0	1	1	2	6
TEXAS SOUTHERN	-	18	0-4	0-2	0-0	0-0-0	1	1	3	0	1	0
NEW ORLEANS	-	17	2-2	0-0	2-2	1-4-5	0	1	1	1	0	6
UTAH	-	16	1-2	0-1	0-0	0-1-1	2	2	1	0	0	2
WASHINGTON	-	12	3-5	0-1	0-0	0-0-0	1	0	0	0	1	6
WASHINGTON ST	-	15	0-1	0-0	0-0	5-1-6	2	0	0	0	0	0
at California	-	3	0-0	0-0	0-0	0-0-0	1	0	0	0	0	0
at Stanford	-	7	1-2	0-0	1-1	2-1-3	1	1	0	0	0	3
ARIZONA STATE	-	11	0-1	0-1	0-0	0-0-0	0	1	1	0	0	0
ARIZONA	-	11	2-3	0-0	0-0	0-1-1	1	0	0	0	0	4
at USC	-	20	1-1	0-0	0-0	0-0-0	3	0	2	0	1	2
at UCLA	-	5	0-1	0-1	1-2	0-1-1	2	0	1	0	0	1
OREGON STATE	-	11	2-2	0-0	1-1	0-0-0	2	1	1	0	0	5
OREGON	-	6	0-1	0-0	0-0	0-0-0	1	0	1	0	0	0
at Arizona	-	6	0-0	0-0	0-0	0-0-0	1	0	0	0	0	0
at Arizona State	-	11	1-1	0-0	0-0	0-1-1	2	2	0	0	1	2
at Utah	-	10	1-2	0-0	0-0	0-1-1	0	0	0	0	1	2
STANFORD	-	17	2-4	0-2	0-0	0-0-0	0	0	0	0	1	4
CALIFORNIA	-	11	0-2	0-1	0-0	0-2-2	1	0	0	0	0	0
at Oregon	-	4	0-1	0-1	0-0	0-1-1	0	0	1	1	0	0
at Oregon State	-	9	2-2	0-0	1-1	0-0-0	1	0	0	0	3	5
vs. Utah	-	4	0-1	0-0	0-0	0-0-0	0	0	0	0	0	0



SPENCER DINWIDDIE

Sophomore • Point-Guard
 6'6" • 200
 Wing Span: 6'8"
 One-Year Letterwinner
 Woodland Hills, Calif.

#25

SEASON/CAREER HIGHS

Points	
Season	29 Colorado State (Dec. 5, 2012)
Career	29 Colorado State (Dec. 5, 2012)
FGM	
Season	9 UCLA (Jan. 12, 2013)
Career	9 UCLA (Jan. 12, 2013)
FGA	
Season	20 at Arizona State (Jan. 6, 2013)
Career	20 at Arizona State (Jan. 6, 2013)
Rebounds	
Season	7 Oregon (3/7/13) Air Force (Nov. 25, 2012)
Career	9 at USC (Jan. 26, 2012)
O-Rebs	
Season	3 at California (Mar. 2, 2013)
Career	3 at California (Mar. 2, 2013) at Colorado St. (Nov. 30, 2011) Ft. Lewis Coll. (Nov. 11, 2011)
D-Rebs	
Season	6 Hartford (Dec. 29, 2012) Air Force (Nov. 25, 2012)
Career	9 at USC (Jan. 26, 2012)
3-Pt FGs	
Season	5 Colorado State (Dec. 5, 2012)
Career	5 Colorado State (Dec. 5, 2012) Texas Southern (Dec. 22, 2011)
3-Pt FGA	
Season	9 at Wyoming (Dec. 1, 2012)
Career	9 at Wyoming (Dec. 1, 2012)
FTM	
Season	16 Texas Southern (Nov. 27, 2012)
Career	16 Texas Southern (Nov. 27, 2012)
FTA	
Season	18 Texas Southern (Nov. 27, 2012)
Career	18 Texas Southern (Nov. 27, 2012)
Assists	
Season	7 Arizona (Feb. 14, 2013)
Career	7 Arizona (Feb. 14, 2013)
Steals	
Season	5 Oregon State (Mar. 9, 2013) USC (Jan. 10, 2013)
Career	5 Oregon State (Mar. 9, 2013) USC (Jan. 10, 2013)
Blocks	
Season	2 three times
Career	2 5 times: recent TXSO (11/27)
Minutes	
Season	43 Texas Southern (Nov. 27, 2012)
Career	43 Texas Southern (Nov. 27, 2012)

2011-12 (FRESHMAN)

- Holds the school mark for freshman starts (36) and three-point percentage (.438).
- Second in season minutes (988); third in free throws made (120); fourth in free throw attempts (147); fifth in three-pointers made (42); sixth in three-point attempts (96); seventh in points (360); ninth in field goal attempts (246) and steals (27); 10th in points per game (10.0), assists (64), and 11th in field goal percentage (.402).
- Holds the eighth spot in single-season free throw percentage (min. 145 attempts) with an .816 percentage; also ranks fourth overall among career FT% (min. 145 attempts) • Tied for 17th among CU freshmen quickest to 100 rebounds in a career (26 games).
- At the conference tourney, averaged 9.5 points, 2.8 rebounds, and made 92.9 percent from the free throw line (13-of-14); also had a team-high five treys.
- One of two players to start every game (36) • Averaged 27.4 minutes, 10.0 points, 3.6 rebounds, 1.8 assists per game • Second on the team with 42 three-pointers.
- Teamed with Askia Booker (317) to form the best 1-2 freshmen scoring pair in school history combining for 677 points; only pair ever to score over 250 or more points.
- Finished the season with the best free throw percentage on the team (.816), also ranking No. 101 nationally • Third among all freshmen in the NCAA Tournament at the charity stripe (behind Four McGlynn, Vermont, 88.9; Kevin Pangos, Gonzaga, 85.1).
- Netted 20 games in double-figures and 14 games were he made over 50 percent of his shots; 11 games with five or more rebounds; nine games with three or more assists.
- Best scoring conference game occurred in home win over Oregon (Feb. 4) with 16 points, two steals, one assist, while converting a trio of three-pointers.
- Only freshman in the Pac-12 (and one of just four Pac-12 qualified players overall) to shoot over 40 percent from the field, over 40 percent from beyond the three-

point arc, and over 80 percent from the free throw line.

- Ranked third among Pac-12 freshmen by averaging 10.0 points per game on the season. In addition, he ranked first among conference freshman (fourth overall) in free throw percentage (120-of-147, 81.6 percent) and three-point percentage (fourth overall; 42-of-96, 43.8 percent).
- Teamed with Booker for first and second among Pac-12 freshmen (all games) in free throw percentage.

AWARDS

- Pac-12 Conference All-Freshman Team
- Nominee in ESPN.com Page 2's "Coolest Name in the NCAA tournament" bracket (Round of 16) • One of three finalists for the Male Freshman Athlete of the Year Award at the 12th Annual CUSPY Awards (CU Sports Performers of the Year).

PERSONAL

- Born April 6, 1993 • Son of Malcolm and Stephanie Dinwiddie • Has a younger brother, Taylor, who is a high school sophomore.
- Lists winning the adidas Super 64 and the city championship as his biggest moments of prep career • Graduated with honors.

ACADEMICS

- Major is integrative physiology.

TAFT HS

- Averaged 11.2 points, 7.7 assists, 3.1 rebounds, 2.4 steals per game as a senior helping Taft to a 29-3 record and a city championship in 2011.
- Named the Los Angeles City Section Player of the Year.
- One of seven high school players to earn the John R. Wooden High School Player of the Year Award as a senior.
- Cal-Hi Sports Boys Basketball first-team All-State Division I (by CIF Divisions); overall all-state second-team.

CAREER STATISTICS - Dinwiddie

Year	GP-GS	Min	FG-FGA	Pct	3PT-A	Pct	FT-FTA	Pct	O	D	Reb	Avg	Ast	To	PF-FO	Stl	Blk	Pts	Avg
2012-13	30-30	977	121-282	.429	43-123	.350	176-214	.822	9	93	102	3.4	91	65	58-0	40	16	461	15.4
2011-12	36-36	988	99-246	.402	42-96	.438	120-147	.816	25	106	131	3.6	64	50	84-5	27	9	360	10.0
Totals	66-66	1965	220-528	.417	85-219	.388	296-361	.820	34	199	233	3.5	155	115	142-5	67	25	821	12.4

- West Valley League M.V.P. • Best in the West first team selection • Shot 46 percent from the field for the season, 68 percent from the free throw line, and had 139 more assists than turnovers (208-to-69; 3-to-1 assist-to-turnover ratio).
- Scored 32 points and was named the co-MVP of the Battle of the Valley All-Star game at Cal State Northridge • Made the final Rivals150 list for the Class of 2011, in addition ranking as the 25th best point guard prospect and 146th best recruit overall, three-star prospect by Rivals.
- As a junior, second-ranked point guard in California and a preseason second-team all-state selection as chosen by ESPN.com • 2009-10 stats: 5.9 points. 4.1 assists, 2.5 rebounds and 1.8 steals, however played with potential college stars Bryce Jones and DeAndre Daniels - and the Toreadors compiled 26 wins • Wore jersey number 25.

AAU

- Summer 2010 member of Double Pump Elite team that won the under-17 division championship in the prestigious adidas Super 64 tournament in Las Vegas • Named Most Valuable Player.

MISC.	SEASON	CAREER
Double-Figure Scoring	25	45
20+ Points	7	7
15+ Points	17	26
Double-Doubles	-	-
Led CU in Scoring	13	22
Led CU in Rebounds	-	1
Led CU in Assists	18	25
Led CU in Steals	6	15
Led CU in Blocks	6	10
5+ Rebounds	11	22
4+ Assists	10	13
2+ Steals	8	15

SEASON AVERAGES
GP 30
GS 30
PPG 15.4
RPG 3.4
FG% 42.9
3FG%...35.0
FT% 82.2
APG 3.0
SPG 1.3
BPG 0.5
MPG 32.6

2012-13 Game-by-Game (sophomore)

Game	GSMIn	FGs	3FGs	FTs	O-D-R	Pf	A	To	BL	ST	Pts
WOFFORD	* 29	3-6	1-3	6-9	0-5-5	1	4	0	2	0	13
vs. Dayton	* 29	3-8	1-1	5-8	0-5-5	3	1	2	2	12	
vs. Baylor	* 31	4-7	2-3	1-5	1-5-6	1	0	3	1	0	11
vs. Murray State	* 35	1-5	1-3	11-12	0-4-4	2	3	4	0	2	14
AIR FORCE	* 31	4-4	3-3	4-6	1-6-7	2	2	5	0	0	15
TX SOUTHERN	* 43	3-12	2-6	16-18	0-3-3	1	3	1	2	1	24
at Wyoming	* 37	8-14	4-9	4-6	1-5-6	0	4	1	0	1	24
COLORADO ST.	* 36	8-10	5-7	8-10	0-2-2	1	3	2	1	1	29
at Kansas	* 21	1-4	0-2	2-2	0-0-0	3	2	2	1	0	4
at Fresno State	* 34	0-4	0-1	1-2	0-0-0	0	0	5	0	1	1
N. ARIZONA	* 16	6-9	1-2	2-2	1-5-6	1	5	3	0	4	15
HARTFORD	* 27	2-5	0-3	7-7	0-6-6	1	6	3	0	1	27
at Arizona	* 29	3-8	0-3	5-8	0-5-5	4	2	4	0	1	11
at Arizona State	* 38	8-20	1-8	2-2	0-2-2	1	4	2	0	3	19
USC	* 30	1-7	1-3	2-4	0-3-3	1	2	1	0	5	5
UCLA	* 36	9-16	2-6	3-4	0-2-2	4	2	1	0	0	23
at Washington	* 33	5-11	0-3	5-5	0-2-2	3	1	0	0	0	15
at Washington St.*	34	5-8	1-2	5-5	1-2-3	1	2	2	1	1	16
STANFORD	* 33	3-7	0-1	6-8	0-3-3	2	4	3	1	1	12
CALIFORNIA	* 29	3-8	1-3	9-10	0-1-1	3	4	1	0	1	16
at Utah	* 36	5-10	2-4	6-9	0-1-1	1	3	3	0	1	18
at Oregon	* 34	3-9	0-2	2-3	0-0-0	1	4	4	1	0	8
at Oregon State	* 29	6-6	4-4	8-8	0-3-3	4	4	2	1	0	24
ARIZONA	* 36	5-9	2-5	9-9	0-0-0	2	7	2	0	0	21
ARIZONA ST.	* 39	4-13	2-7	14-14	0-1-1	4	3	2	0	2	24
UTAH	* 35	3-9	1-6	6-8	0-4-4	1	3	3	1	3	13
at Stanford	* 37	6-17	1-5	6-7	1-3-4	1	1	1	1	3	19
at California	* 36	2-15	1-5	4-4	3-3-6	4	4	1	0	0	9
OREGON	* 32	3-9	2-5	9-10	0-7-7	3	6	1	0	1	17
OREGON ST.	* 32	4-12	2-8	8-9	0-5-5	1	2	2	1	5	18

2011-12 Game-by-Game (freshman)

Game	GS	Min	FGs	3FGs	FTs	O-D-R	Pf	A	To	BL	ST	Pts
FORT LEWIS	* 22	2-9	0-1	3-4	3-4-7	5	3	2	0	0	7	
vs. Wichita State	* 27	2-7	1-2	2-2	0-0-0	1	1	2	0	1	7	
vs. Maryland	* 12	1-5	1-2	0-0	0-0-0	5	1	0	0	0	3	
vs. W. Michigan	* 23	1-5	1-2	2-2	1-3-4	0	2	0	2	0	5	
at Air Force	* 18	1-4	0-1	0-0	1-4-5	4	0	2	0	0	2	
GEORGIA	* 27	4-8	1-4	7-8	0-7-7	1	1	0	0	1	16	
at Colorado State	* 30	6-10	2-3	2-6	3-5-8	2	1	1	1	0	16	
FRESNO STATE	* 28	4-6	2-3	5-6	1-1-2	2	1	2	0	0	15	
WYOMING	* 33	5-9	2-3	4-4	1-3-4	3	0	0	0	0	16	
CSU BAKERSFIELD	* 25	2-6	0-2	9-10	1-3-4	1	1	1	0	0	13	
TEXAS SOUTHERN	* 32	5-7	5-6	3-4	1-2-3	2	1	3	0	0	18	
NEW ORLEANS	* 23	3-5	0-1	6-6	0-5-5	2	6	1	0	1	12	
UTAH	* 26	6-12	4-7	3-3	0-3-3	1	2	0	1	2	19	
WASHINGTON	* 30	2-8	1-2	8-9	0-2-2	3	5	1	0	1	13	
WASHINGTON ST	* 26	1-6	1-4	2-4	0-2-2	4	3	3	0	0	5	
at California	* 17	1-5	0-3	0-2	0-1-1	5	1	2	0	0	2	
at Stanford	* 32	3-10	2-3	3-3	2-4-6	4	2	5	0	0	11	
ARIZONA STATE	* 25	3-9	1-4	5-6	1-5-6	0	0	0	0	1	12	
ARIZONA	* 32	4-8	1-3	4-5	0-4-4	1	1	0	1	2	13	
at USC	* 28	3-7	0-1	2-2	0-9-9	0	1	2	1	1	8	
at UCLA	* 29	4-10	0-3	1-2	1-3-4	0	3	0	0	1	9	
OREGON STATE	* 23	3-5	1-1	3-4	0-0-0	2	4	1	0	1	10	
OREGON	* 29	5-9	3-4	3-3	0-2-2	4	1	2	0	2	16	
at Arizona	* 33	4-10	1-3	1-2	0-2-2	0	3	2	0	3	10	
at Arizona State	* 34	4-6	3-5	4-4	0-5-5	1	1	2	2	0	15	
at Utah	* 32	2-4	0-0	5-6	1-5-6	2	2	0	0	1	9	
STANFORD	* 13	0-4	0-1	1-2	2-0-2	5	2	1	0	0	1	
CALIFORNIA	* 30	4-9	3-5	4-4	1-2-3	1	2	3	0	0	15	
at Oregon	* 34	2-7	0-4	8-9	0-2-2	2	2	1	0	2	12	
at Oregon State	* 27	0-4	0-0	0-0	0-3-3	5	3	3	0	0	0	
vs. Utah	* 30	1-4	0-2	8-8	0-0-0	4	1	1	0	2	10	
vs. Oregon	* 31	3-8	1-2	1-2	1-3-4	2	1	1	0	0	8	
vs. California	* 36	1-6	0-3	4-4	1-2-3	4	3	2	0	4	6	
vs. Arizona	* 37	5-9	4-4	0-0	1-3-4	0	0	0	0	0	14	
vs. UNLV	* 26	1-2	0-0	7-11	1-5-6	3	1	4	1	1	9	
vs. Baylor	* 28	1-3	1-2	0-0	1-2-3	3	2	0	0	0	3	



JEREMY ADAMS

#31

Redshirt-Junior • Guard

6'5" • 220 • Wing Span: 6'7 1/2"

One-Year Letterwinner

Madison, Miss./Navarro Junior College [Texas]
(Madison Central HS)

2011-12 (SOPHOMORE): Played 31 games with one start (CSU Bakersfield, Dec. 19) • Averaged 9.9 minutes, 2.3 points, 1.4 rebounds per game.

• Started in home win against CSU Bakersfield (Dec. 19) playing 13 minutes with two points and an assist.

• Season-best 10 points on 2-of-3 from the field with 6-of-8 from the free throw line in road win over USC (Feb. 26).

• Netted seven points in home win against Arizona State (Jan. 19); Scored six points and five rebounds in Pac-12 home victory over Washington (Jan. 5).

• Season-high 22 minutes in another home win over Fresno State (Dec. 7) and in Pac-12 play, saw a conference best 19 minutes in road win against USC.

NAVARRO JUNIOR COLLEGE: Averaged a team-high 12.4 points per game as a redshirt-freshman.

• Also averaged 3.5 rebounds, 1.4 assists, 1.4 steals per contest.

MADISON CENTRAL HS: Averaged 27.2 points and 7.3 rebounds per game during his senior

season • Holds the school's all-time scoring record of 43 points in a game (twice) • All-District, All-Metro, All-State McDonald's All-American nominee • Wore number 31 • Originally signed with Texas A&M in the spring of 2009 • After redshirting at Texas A&M in 2009-10, decided to transfer out of the Aggies' program.

PERSONAL: Born Jeremy Michael Adams on October 15, 1990 in Brandon, Miss. • Son of Jim and Teresa Adams. • Father played football at Delta State and is a member of the school's Hall of Fame • Cousin, Courtney Fells was an *Associated Press* All-American football player at North Carolina State. • Enjoys reading, going to the movies and exercising • Signed National Letter of Intent in April 2011.

ACADEMICS: Intended college major is psychology • Interested in attending graduate school for organizational psychology.

2012-13 Game-by-Game (junior)

Game	GS	Min	FGs	3FGs	FTs	O-D-R	Pf	A	To	BL	ST	Pts
WOFFORD	did not play - injured											
vs. Dayton	did not play - injured											
vs. Baylor	-	1	0-0	0-0	0-0	0-0-0	0	0	0	0	0	0
vs. Murray State	-	4	1-1	1-1	2-2	1-2-3	1	0	0	0	0	4
AIR FORCE	-	10	0-0	0-0	2-2	0-1-1	0	0	1	0	0	2
TX SOUTHERN	-	11	0-0	0-0	2-2	0-0-0	1	0	1	0	0	2
at Wyoming	-	11	1-4	0-0	0-0	1-0-1	2	1	1	0	0	2
COLORADO ST.	-	2	0-0	0-0	0-0	0-0-0	0	0	0	0	0	0
at Kansas	-	6	0-1	0-0	1-2	1-1-2	0	1	2	0	0	1
at Fresno State	-	10	0-0	0-0	0-0	0-1-1	1	0	1	0	1	0
N. ARIZONA	-	16	3-5	1-2	1-3	0-1-1	1	1	1	0	2	8
HARTFORD	-	14	1-3	0-0	1-1	2-0-2	2	0	1	0	1	3
at Arizona	-	4	1-1	0-0	0-2	0-0-0	0	0	0	0	0	2
at Arizona State	-	3	0-1	0-0	0-0	1-0-1	0	0	0	0	0	0
USC	-	4	0-0	0-0	1-2	0-0-0	0	0	0	0	0	1
UCLA	-	10	0-2	0-0	0-0	1-0-1	1	0	0	0	0	0
at Washington	-	4	0-2	0-1	0-0	0-1-1	0	0	0	0	0	0
at Washington St.-	-	10	2-2	0-0	0-0	0-2-2	1	0	1	0	1	4
STANFORD	-	12	1-1	1-1	0-2	0-1-1	2	0	1	0	0	3
CALIFORNIA	-	12	0-0	0-0	0-0	0-2-2	1	0	0	0	0	0
at Utah	did not play											
at Oregon	-	16	1-3	1-2	2-2	1-2-3	0	0	1	0	0	5
at Oregon State	-	5	0-2	0-0	0-1	1-0-1	1	0	0	0	0	0
ARIZONA	-	6	0-3	0-1	0-0	0-0-0	0	0	0	0	0	0
ARIZONA ST.	-	5	0-0	0-0	0-0	0-0-0	1	0	1	0	0	0
UTAH	-	17	3-5	0-1	3-4	1-2-3	1	0	0	1	2	9
at Stanford	-	27	3-4	1-2	1-2	1-3-4	3	0	2	0	0	8
at California	-	11	0-2	0-0	1-2	2-0-2	2	0	0	0	0	1
OREGON	-	23	3-4	1-1	0-0	0-2-2	3	0	2	0	0	7
OREGON ST.	-	15	1-5	1-1	0-0	2-1-3	1	1	0	0	0	3

SEASON AVERAGES

GP.....	27
GS.....	-
PPG.....	2.4
RPG.....	1.4
FG%.....	41.2
3FG%.....	53.8
FT%.....	58.6
APG.....	0.1
SPG.....	0.3
BPG.....	0.0
MPG.....	10.0

SEASON/CAREER HIGHS

Points	Season	9	Utah (Feb. 21, 2013)
	Career	10	at USC (Jan. 26, 2012)
FGM	Season	3	four times
	Career	3	five times
FGA	Season	5	Oregon State (Mar. 9, 2013) Utah (Feb. 21, 2013)
	Career	6	Fresno State (Dec. 7, 2012)
Rebounds	Season	4	at Stanford (Feb. 27, 2013)
	Career	5	Washington (Jan. 5, 2012)
O-Rebs	Season	2	Oregon State (Mar. 9, 2013) Hartford (Dec. 29, 2012)
	Career	2	three times
D-Rebs	Season	3	at Stanford (Feb. 27, 2013)
	Career	4	twice: at Utah (Dec. 31, 2011) Washington (Jan. 5, 2012)
3-Pt FGs	Season	1	six times
	Career	1	eight times: recent Oregon State (Mar. 9, 2013)
3-Pt FGA	Season	2	twice
	Career	3	twice: Fresno State (Dec. 7, 2011) New Orleans (Dec. 28, 2011)
FT	Season	3	Utah (Feb. 21, 2013)
	Career	6	at USC (Jan. 26, 2011)
FTA	Season	4	Utah (Feb. 21, 2013)
	Career	8	at USC (Jan. 26, 2011)
Assists	Season	1	three times
	Career	1	11 times, recent: Northern Ariz. (Dec. 21, 2012)
Steals	Season	2	Utah (Feb. 21, 2013) Northern Ariz. (Dec. 21, 2012)
	Career	2	Utah (Feb. 21, 2013) Northern Ariz. (Dec. 21, 2012)
Blocks	Season	1	Utah (Feb. 21, 2013)
	Career	1	Utah (Feb. 21, 2013) Stanford (Feb. 23, 2012)
Minutes	Season	27	at Stanford (Feb. 27, 2013)
	Career	27	at Stanford (Feb. 27, 2013)

MISC. SEASON CAREER

Double-Figure Scoring	-	1
5+ Points	6	12
3+ Rebounds	4	10
Led CU in Assists	-	2
Led CU in Blocks	-	1
Led CU in Steals	-	1
2+ Steals	2	2

CAREER STATISTICS - Adams

Year	GP-GS	Min	FG-FGA	Pct	3PT-A	Pct	FT-FTA	Pct	O	D	Reb	Avg	Ast	To	PF-FO	Stl	Blk	Pts	Avg
2012-13	27-0	269	21-51	.412	7-13	.538	17-29	.586	15	22	37	1.4	4	16	25-0	7	1	66	2.4
2011-12	31-1	306	20-64	.313	3-21	.143	27-40	.675	10	33	43	1.4	8	25	48-0	7	1	70	2.3
Totals	58-1	575	41-115	.357	10-34	.294	44-69	.638	25	55	80	1.4	12	41	73-0	14	2	136	2.4



Ben Mills

#32

Junior • Center

7'0" • 225

Wing Span: 6'8 3/4"

Two-Year Letterwinner

Hartland, Wis.

(Arrowhead HS)

2011-12 (SOPHOMORE): Played in seven games averaging three minutes, one point, 1.1 rebounds a game • Season-best six minutes in home win against New Orleans (Dec. 28) • Scored two points in three games (at Oregon State, Mar. 3; New Orleans, Dec. 28; For Lewis College, Nov. 11) • Grabbed two rebounds in three games as well (at Oregon State; UNO; Utah, Dec. 31).

2010-11 (FRESHMAN): Played in 19 games averaging 4.8 minutes, 1.4 points and 1.2 rebounds • Season-best six points in home win against The Citadel (Dec. 17) • Added another five points with a season-high four rebounds in home win against Longwood (Dec. 19) • Four rebounds and two steals in CU's NIT home victory against Cal (Mar. 18) • Played a season-high nine minutes with a pair of key blocked shots in two-point home win over Kansas State (Feb. 12).

PERSONAL: Born March 30, 1992 • Son of Patrick and Susan Mills • Father played basketball at St. Mary's • Has three older sisters, Katie, and twin sisters, Amanda and Meghan played college basketball (Amanda: East Carolina; Meghan (Mercer) • Great uncle was the starting center on the 1947 Wisconsin Big Ten championship team; Uncle played at Marquette • Lists winning the 2009-2010 Wisconsin Division I State Championship and being the tournament's leading scorer and rebounder as highlights of prep career.

ACADEMICS: Open Option major in Colorado's College of Arts and Sciences.

ARROWHEAD HS: Averaged 17.1 points, 11.2 rebounds, 1.4 blocks per game • Helped Arrowhead to a 25-3 record and the WIAA Division 1 state championship during senior year • First-team all-state honors (*Associated Press* and Wisconsin Basketball Coaches Association) • State championships averaged 20 points, 10 rebounds per game earning all-tournament first team honors • Lettered all four years • Helped team achieve a 56-16 record (.778) over three years • Wisconsin Mr. Basketball finalist • Set 2009 Wisconsin Basketball Yearbook Shootout rebounding record (18) in a single game • Team captain junior and senior years • Three-time Classic 8 All-Conference team • Played volleyball his freshman year.

2012-13 Game-by-Game (junior)

Game	GS	Min	FGs	3FGs	FTs	O-D-R	Pf	A	To	BL	ST	Pts
at Kansas	-	2	0-0	0-0	0-0	0-0-0	0	0	0	0	0	0
NO. ARIZONA	-	8	1-1	0-0	0-0	0-5-5	0	1	2	0	1	2
HARTFORD	-	5	0-2	0-0	0-0	1-2-3	0	0	0	0	0	0
STANFORD	-	1	2-2	0-0	0-0	0-1-1	0	0	0	0	0	4
CAL	-	0+	0-0	0-0	0-0	0-0-0	0	0	0	0	0	0
OREGEON	-	2	0-0	0-0	0-0	0-1-1	0	0	0	0	0	0

2011-12 Game-by-Game (sophomore)

Game	GS	Min	FGs	FTs	O-D-R	Pf	A	To	BL	ST	Pts
FORT LEWIS	-	4	1-2	0-1	1-0-1	1	0	0	0	0	2
vs. W. Michigan	-	2	0-0	0-0	0-0-0	0	0	0	0	0	0
NEW ORLEANS	-	6	1-1	0-0	0-2-2	1	0	1	0	0	2
UTAH	-	3	0-0	0-0	0-2-2	0	0	2	0	0	0
ARIZONA STATE	-	2	0-0	1-2	0-0-0	0	0	0	0	0	1
OREGON STATE	-	2	0-1	0-0	0-1-1	0	0	0	0	0	0
at Oregon State	-	2	1-1	0-0	1-1-2	0	0	0	0	0	2

2010-11 Game-by-Game (freshman)

Game	GS	Min	FGs	FTs	O-D-R	Pf	A	To	BL	ST	Pts
IDAHO STATE	-	2	0-0	0-0	0-0-0	0	0	1	0	0	0
at San Francisco	-	4	0-0	1-2	0-0-0	0	0	0	0	0	1
ALCORN STATE	-	8	1-4	0-0	1-2-3	0	0	0	0	0	2
at Harvard	-	1	0-0	0-0	0-0-0	0	0	0	0	0	0
TX-PAN AMERICAN	-	9	2-4	0-0	0-0-0	0	0	0	0	0	4
OREGON STATE	-	3	1-2	0-0	0-0-0	0	0	0	0	0	2
THE CITADEL	-	6	3-4	0-0	0-0-0	3	0	1	0	0	6
LONGWOOD	-	7	2-5	1-2	2-2-4	0	0	1	0	0	5
vs. New Mexico	-	2	0-0	0-0	0-0-0	0	0	0	0	0	0
MD EASTERN SHORE	-	4	0-2	0-0	1-1-2	0	0	1	0	0	0
at Cal St. Bakersfield	-	4	1-2	0-0	2-1-3	0	0	0	0	0	2
WESTERN N.MEXICO	-	8	1-3	0-0	2-1-3	0	0	1	0	0	2
KANSAS STATE	-	9	0-0	0-0	0-0-0	1	0	0	2	0	0
at Kansas	-	6	0-0	0-0	0-1-1	1	0	2	0	0	0
at Texas Tech	-	4	0-0	0-0	0-1-1	0	0	0	0	0	0
vs. Kansas State	-	3	0-0	0-0	0-0-0	0	0	0	0	0	0

SEASON/CAREER HIGHS

Points

Season	4	Stanford (Jan. 24)
Career	6	The Citadel (Dec. 17, 2010)

FGM

Season	2	Stanford (Jan. 24)
Career	3	The Citadel (Dec. 17, 2010)

FGA

Season	2	Stanford (Jan. 24)
Career	5	Longwood (Dec. 19, 2010)

Rebounds

Season	5	Northern Ariz. (Dec. 21)
Career	5	Northern Ariz. (Dec. 21)

O-Rebs

Season	1	Hartford (Dec. 29)
Career	2	four times, recent: California (Mar. 18, 2011)

D-Rebs

Season	5	Northern Ariz. (Dec. 21)
Career	5	Northern Ariz. (Dec. 21)

FT

Season	-
Career	1 three times, recent Arizona State (Jan. 19, 2012)

FTA

Season	-
Career	2 four times, recent: Arizona State (Jan. 19, 2012)

Assists

Season	1	Northern Ariz. (Dec. 21)
Career	1	Northern Ariz. (Dec. 21)

Steals

Season	1	Northern Ariz. (Dec. 21)
Career	2	California (Mar. 18, 2011)

Blocks

Season	-	
Career	2	Kansas St. (Feb. 12, 2011)

Minutes

Season	8	Northern Ariz. (Dec. 21)
Career	9	twice: Kansas State (Mar. 10, 2011) Texas-Pan American (Nov. 30, 2010)

CAREER STATISTICS - Mills

Year	GP-GS	Min	FG-FGA	Pct	3PT-A	Pct	FT-FTA	Pct	O	D	Reb	Avg	Ast	To	PF-FO	Stl	Blk	Pts	Avg
2012-13	6-0	18	3-5	.600	0-0	.000	0-0	.000	1	9	10	1.8	1	2	0-0	1	0	2	1.2
2011-12	7-0	21	3-5	.600	0-0	.000	1-3	.333	2	6	8	1.1	0	3	2-0	0	0	7	1.0
2010-11	19-0	92	12-29	.414	0-0	.000	2-6	.333	11	12	23	1.2	0	7	5-0	2	2	26	1.4
TOTAL	32-0	131	18-39	.462	0-0	.000	3-9	.333	14	27	41	1.3	1	12	7-0	3	2	35	1.1



JOSH SCOTT

Freshman • Forward
 6'10" • 215
 Wing Span: 7' 1/2"
 Monument, Colo.
 (Lewis-Palmer HS)

- LEWIS-PALMER HS:** Scored a state-leading 799 points as a senior during the 2011-12 season.
- Finished high school career scoring the third most points in the state.
 - Averaged 28.5 points (a state best), 11 rebounds, 2.5 blocks, 1.2 steals, 1.2 assists per game.
 - Led Lewis-Palmer to a 27-1 record and the 4A state championship (at the Coors Events Center), a school-first since 1994.
 - Won 27-straight games after losing season opener • The Rangers enjoyed a perfect 15-0 league record, capturing Colorado Springs Metro League conference title.
 - Colorado's Gatorade Player of the Year.
 - Mr. Colorado basketball (all classifications).
 - All-Colorado 2011-12 • ESPN High School All-American honorable mention (April 2012) • 2011-12 Parade All-American • 4A Player of the Year • 4A first-team all-state • Colorado Springs Metro League Player of the Year • First-team all-Colorado Springs Metro League and named to the CSML all-tournament team.
 - A 4-star signee who made some national top 50 lists (all positions) and was the highest rated CU signee since David Harrison (and Harrison & Scott are highest-rated CU frosh since Chauncey Billups).
 - Participated in "The Show" an all-star game that featured 20 of the best boys basketball players in the state (all classifications), at the Pepsi Center on April 2012 and scored a game-high 27 points (10 more points than any other player in the all-star game) while leading the Blue squad to a 96-85 vic-

#40

tory over the White squad.

- As a junior** (2010-11): 4A first-team all-state and all-CSML selection • Averaged 24.1 points, 11 rebounds, 3.0 blocks helping Lewis-Palmer to a 23-4 record • Helped the Rangers to the Colorado Springs Metro League with a 13-1 conference record. • Verbally committed to CU in March 2010.
- Named to the all-tournament team after averaging 20.8 points in five games at the Bob Gibbons Tournament of Championship in North Carolina (May 30) • Ranked by Rivals.com as the nation's 65th best overall prospect (regardless of position) and the 20th best power forward recruit from the Class of 2012 prior to his junior year.
- Sophomore year:** averaged 23.6 points, 11 rebounds, 3.5 blocks per game and a 22-5 record • Named second team all-CSML, in addition being named to the all-tournament team.
- Freshman year:** Averaged 23.4 points, 12 rebounds, 4.5 blocks • 3A third team all-state; first team all-conference; and co-MVP of the league.

ACADEMICS: College major is psychology.

PERSONAL: Born Joshua James Blad Scott on July 13, 1993 • Son of Alton and Theresa Scott.

- Father played football at the Air Force Academy, and mother, played basketball at Air Force.
- One of five boys and they all have names starting with Jo • Scott is also ambidextrous.
- Says winning a state championship was his biggest moment of prep career.
- Selected CU because of the coaching staff and the uprising of the basketball program.
- Will wear jersey number 40 at CU, the same number he wore in high school.
- School record holder in scoring at Lewis Palmer, in addition to finishing among the top ten in scoring in the state of Colorado.

SEASON HIGHS

Points	Season	21	Hartford (Dec. 29, 2012)
FGM	Season	9	Hartford (Dec. 29, 2012) at Kansas (Dec. 8, 2012)
FGA	Season	15	at Kansas (Dec. 8, 2012)
Rebounds	Season	12	TX Southern (Nov. 27, 2012)
O-Rebs	Season	7	Hartford (Dec. 29, 2012)
D-Rebs	Season	9	TX Southern (Nov. 27, 2012)
3-Pt FGs	Season	1	Northern Ariz. (Nov. 21, 2012)
3-Pt FGA	Season	1	Northern Ariz. (Nov. 21, 2012)
FT	Season	10	Wofford (Nov. 9, 2012)
FTA	Season	11	Wofford (Nov. 9, 2012)
Assists	Season	3	Northern Ariz. (Nov. 21, 2012)
Steals	Season	2	USC (Jan. 10, 2013) at Kansas (Dec. 8, 2012)
Blocks	Season	2	at Oregon State (Feb. 10, 2013) Northern Ariz. (Nov. 21, 2012)
Minutes	Season	40	TX Southern (Nov. 27, 2012)

2012-13 Game-by-Game (freshman)

Game	GS	Min	FGs	3FGs	FTs	O-D-R	Pf	A	To	BL	ST	Pts
WOFFORD	*	26	2-4	0-0	10-11	4-2-6	3	1	2	1	0	14
vs. Dayton	*	31	5-10	0-0	3-3	4-1-5	1	0	3	1	0	13
vs. Baylor	*	20	4-7	0-0	1-2	1-2-3	4	0	1	0	0	9
vs. Murray State	*	31	5-8	0-0	3-4	1-5-6	3	0	2	0	0	13
AIR FORCE	*	31	6-12	0-0	8-10	4-3-7	1	1	0	1	1	20
TX SOUTHERN	*	40	6-13	0-0	6-10	3-9-12	3	1	0	1	1	18
at Wyoming	*	20	1-5	0-0	3-4	3-0-3	5	0	1	0	0	5
COLORADO ST.	*	27	2-8	0-0	0-0	2-1-3	4	0	1	1	1	4
at Kansas	*	34	9-15	0-0	1-1	2-2-4	2	0	3	1	2	19
at Fresno State	*	32	4-12	0-0	3-5	3-5-8	2	0	1	1	0	11
N. ARIZONA	*	23	5-7	1-1	0-0	1-3-4	1	3	2	2	0	11
HARTFORD	*	23	9-12	0-0	3-5	7-3-10	1	0	1	1	1	21
at Arizona	*	35	6-8	0-0	3-4	2-3-5	4	2	0	1	0	15
at Arizona State	*	32	5-11	0-0	0-0	5-3-8	2	1	0	0	0	10
USC	*	27	6-7	0-0	2-4	1-3-4	2	2	2	0	2	14
UCLA	*	33	6-11	0-0	6-6	6-3-9	1	0	2	0	0	18
at Washington	*	32	4-10	0-0	0-1	2-0-2	0	0	2	0	0	8
at Washington St.*	*	29	3-7	0-0	5-6	3-1-4	4	0	1	0	0	11
STANFORD	*	34	6-13	0-0	0-0	4-1-5	1	1	1	1	1	12
CALIFORNIA	*	25	2-5	0-0	1-1	1-2-3	2	2	1	0	1	5
at Utah	*	22	2-7	0-0	1-2	2-1-3	2	0	2	1	0	5
at Oregon	*	32	3-7	0-0	1-2	1-1-2	1	0	2	0	2	7
at Oregon State	*	32	7-10	0-0	3-4	3-1-4	1	0	0	2	0	17
ARIZONA	*	31	3-4	0-0	0-0	1-4-5	3	1	1	1	2	6
ARIZONA ST.	*	15	0-5	0-0	0-0	0-1-1	3	2	0	0	0	0
UTAH	did not play (injured)											
at Stanford	did not play (injured)											
at California	*	29	2-10	0-0	0-0	6-5-11	0	0	0	0	0	4
OREGON	*	24	1-4	0-0	2-2	1-7-8	3	1	2	1	0	4
OREGON ST.	*	24	2-6	0-0	2-2	2-4-6	1	1	0	1	0	6

MISC.	SEASON
Double-Figure Scoring	16
20+ Points	2
15+ Points	7
10+ Rebounds	3
Double-Doubles	2
Led CU in Scoring	5
Led CU in Rebounds	2
Led CU in Blocks	6
Led CU in Assists	-
Led CU in Steals	3
5+ Rebounds	13
2+ Blocks	2

SEASON AVERAGES
GP.....28
GS.....27
PPG.....10.7
RPG.....5.4
FG%.....48.7
3FG% 1.000
FT%.....75.3
APG.....0.7
SPG.....0.5
BPG.....0.6
MPG.....28.4

Game #1 (Nov. 9)
Wofford at Colorado
Boulder, Colo.

WOFFORD (0-1)

Player	FGs	3-pt	FT	O-D-	R	F	TP	A	TO	B	S	Min
Smith	f 0-1	0-0	0-0	2-0	2	0	0	1	0	1	0	20
Skinner	f 2-9	0-4	2-2	3-5	8	2	8	5	1	1	0	38
Cochran	g 8-24	6-15	0-0	0-5	5	4	22	0	2	1	2	31
Faithfull	g 1-3	1-2	0-0	1-1	1	5	3	3	2	0	0	30
Collins	g 6-15	4-8	0-0	0-6	6	3	16	3	3	0	1	32
Swinton	0-1	0-1	0-0	0-0	0	2	0	0	0	0	0	14
Byrd	2-4	2-3	0-0	0-3	3	0	6	0	1	0	0	14
Gordon	1-1	0-0	0-0	1-0	1	3	2	0	1	0	0	4
Neumann	1-3	0-2	0-0	1-2	3	4	2	0	1	0	0	17
Team					2	5						
Totals	22-61	13-35	2-2	9-25	34	24	59	13	13	2	3	200

FG%	1st Hlf	9-26	34.6%	2nd Hlf	13-35	37.1%	Game	22-61	36.1%
3FG%	1st Hlf	5-13	38.5%	2nd Hlf	8-22	36.4%	Game	13-35	37.1%
FT %	1st Hlf	0-0	0.0%	2nd Hlf	2-2	100%	Game	2-2	100%

deadball rebounds: 0

COLORADO (1-0)

Player	FGs	3-pt	FT	O-D-	R	F	TP	A	TO	B	S	Min
Roberson	f 2-8	0-1	3-5	1-5	6	2	7	2	1	2	3	31
Scott	f 2-4	0-0	10-11	4-2	6	3	14	1	2	1	0	26
Booker	g 6-13	1-3	0-0	0-3	3	1	13	0	3	0	1	30
Chen	g 3-5	1-2	2-2	0-1	1	1	9	0	1	1	0	20
Dinwiddie	g 3-6	1-3	6-9	0-5	1	13	4	0	2	0	2	29
Johnson	1-2	0-1	3-4	2-6	8	1	5	1	2	0	0	24
Talton	0-3	0-1	2-3	0-1	1	2	2	0	0	0	1	10
Stalzer	2-2	1-1	0-0	0-3	3	0	5	1	1	0	0	16
Harris-Tunks	2-4	0-0	2-2	0-2	1	6	1	0	0	0	0	14
Team					1-2	3						
Totals	21-47	4-12	28-36	8-30	38	12	74	10	10	6	5	200

FG%	1st Hlf	12-28	42.9%	2nd Hlf	9-19	47.4%	Game	21-47	44.7%
3FG%	1st Hlf	3-8	37.5%	2nd Hlf	1-4	25.0%	Game	4-12	33.3%
FT %	1st Hlf	7-8	87.5%	2nd Hlf	21-28	75.0%	Game	28-36	77.8%

deadball rebounds: 1

Wofford	23	36	59
Colorado	34	40	74

Officials: Don McAllister, Bruce Hicks, Tom Spitznagel
 Technicals: none
 Attendance: 10,611. Fouled out: Faithfull.

Game #2 (Nov. 15)
Dayton vs. Colorado
Charleston, S.C. (Quarterfinal)

DAYTON (1-1)

Player	FGs	3-pt	FT	O-D-	R	F	TP	A	TO	B	S	Min
Benson	f 4-12	0-0	2-4	3-4	7	1	10	0	3	2	1	34
Oliver	f 1-8	0-3	0-0	3-9	12	5	2	1	2	1	1	28
Robinson	c 1-6	0-0	1-2	1-3	4	2	3	1	0	1	1	24
Dillard	g 4-12	0-3	2-2	0-1	1	3	10	3	0	0	0	23
Sanford	g 4-11	1-6	4-4	1-3	4	4	13	2	2	0	0	36
Price	2-3	2-2	0-0	10-2	3	0	6	0	4	0	0	14
Derenbecker	1-3	1-3	0-0	0-0	0	0	3	0	1	0	0	14
Pierre	1-5	1-4	1-2	0-4	4	4	4	1	0	0	0	15
Gavrilovic	2-2	0-0	0-0	0-1	1	3	4	0	0	0	0	9
Scott	1-2	0-0	0-0	1-0	1	1	2	1	0	0	0	8
Team					3-0	3						
Totals	21-64	5-21	10-14	13-27	40	23	57	9	14	4	5	200

FG%	1st Hlf	11-34	32.4%	2nd Hlf	10-30	33.3%	Game	21-64	32.8%
3FG%	1st Hlf	4-11	36.4%	2nd Hlf	1-10	10.0%	Game	5-21	23.8%
FT %	1st Hlf	1-2	50.0%	2nd Hlf	9-12	75.0%	Game	10-14	71.4%

deadball rebounds: 1

COLORADO (2-0)

Player	FGs	3-pt	FT	O-D-	R	F	TP	A	TO	B	S	Min
Roberson	f 2-7	0-1	2-7	0-14	14	3	6	4	6	2	4	34
Scott	f 5-10	0-0	3-3	4-1	5	1	13	0	3	1	0	31
Booker	g 6-11	3-5	1-2	0-4	1	0	16	4	1	0	1	38
Chen	g 1-3	0-2	0-0	0-1	1	0	2	3	0	0	1	19
Dinwiddie	g 3-8	1-1	5-8	0-5	5	3	12	1	2	2	2	29
Johnson	5-9	2-4	3-4	0-3	5	15	1	1	2	1	2	26
Talton	0-0	0-0	0-0	0-0	0	0	0	0	1	0	0	3
Stalzer	1-2	1-2	0-0	0-0	0	1	3	0	0	0	0	10
Harris-Tunks	0-1	0-0	0-0	0-2	2	2	0	0	1	0	0	10
Team					1-3	4						
Totals	23-51	7-15	14-24	5-33	38	15	67	13	14	7	9	200

FG%	1st Hlf	10-29	34.5%	2nd Hlf	13-22	59.1%	Game	23-51	45.1%
3FG%	1st Hlf	1-7	14.3%	2nd Hlf	6-8	75.0%	Game	7-15	46.7%
FT %	1st Hlf	2-4	50.0%	2nd Hlf	12-20	60.0%	Game	14-24	58.3%

deadball rebounds: 6

Dayton	27	30	57
Colorado	23	44	67

Officials: John Cahill, Ted Hillary, John Hampton
 Technicals: None
 Attendance: 1,381. Fouled out: Oliver, Johnson

Game #3 (Nov. 16)
Colorado vs. No. 16/17 Baylor
Charleston, S.C. (Semifinals)

COLORADO (3-0)

Player	FGs	3-pt	FT	O-D-	R	F	TP	A	TO	B	S	Min
Roberson	f 3-11	1-4	0-5	3-9	12	1	7	1	1	1	1	37
Scott	f 4-7	0-0	1-2	1-2	3	4	9	0	1	0	0	20
Booker	g 8-18	2-6	1-2	0-1	1	2	19	3	3	0	0	34
Chen	g 2-4	0-0	0-0	1-3	4	2	4	1	1	0	1	28
Dinwiddie	g 4-7	2-3	1-5	1-5	6	1	11	0	3	1	0	31
Johnson	3-6	0-0	1-4	2-4	6	3	7	1	5	1	0	23
Talton	0-0	0-0	0-0	0-1	1	0	0	0	0	0	0	2
Stalzer	1-1	1-1	0-0	0-0	1	3	0	0	0	0	0	10
Harris-Tunks	0-2	0-1	0-0	3-1	4	2	0	0	3	0	1	14
Adams	0-0	0-0	0-0	0-0	0	0	0	0	0	0	0	1
Team					2-2	4						
Totals	25-56	6-15	4-18	13-28	41	16	60	6	17	3	6	200

FG%	1st Hlf	15-32	46.9%	2nd Hlf	10-24	41.7%	Game	25-56	44.6%
3FG%	1st Hlf	4-8	50.0%	2nd Hlf	2-7	28.6%	Game	6-15	40.0%
FT %	1st Hlf	1-6	16.7%	2nd Hlf	3-12	25.0%	Game	4-18	22.2%

deadball rebounds: 4

NO. 16/17 BAYLOR (3-1)

Player	FGs	3-pt	FT	O-D-	R	F	TP	A	TO	B	S	Min
Jefferson	f 7-7	0-0	3-3	3-6	9	1	17	0	0	3	0	32
Austin	f 3-12	1-2	1-4	4-6	10	3	8	1	1	0	0	34
Heslip	g 3-9	1-5	0-0	0-1	1	7	0	0	0	1	0	28
Walton	g 1-6	0-0	1-1	1-4	5	3	3	4	4	0	2	26
Jackson	g 3-11	1-6	5-8	0-3	3	4	12	1	3	0	3	35
Rose	1-1	0-0	1-2	0-2	2	1	3	0	2	0	0	3
Gathers	1-3	0-0	0-0	0-3	3	3	2	0	1	0	0	13
Franklin	0-3	0-2	0-0	0-0	0	0	0	0	0	0	0	10
Bello	3-7	0-1	0-0	2-0	2	2	6	1	0	0	2	16
Neubert	0-0	0-0	0-0	0-0	0	0	0	0	0	0	0	0+
Prince	0-0	0-0	0-0	0-0	0	1	0	0	0	0	0	3
Team					2-3	5						
Totals	22-59	3-16	11-18	12-28	40	19	58	7	11	3	9	200

FG%	1st Hlf	10-26	38.5%	2nd Hlf	12-33	36.4%	Game	22-59	37.3%
3FG%	1st Hlf	2-8	25.0%	2nd Hlf	1-8	12.5%	Game	3-16	18.8%
FT %	1st Hlf	8-14	57.1%	2nd Hlf	3-4	75.0%	Game	11-18	61.1%

deadball rebounds: 4

Colorado	35	25	60
Baylor	30	28	58

Officials: John Higgins, John Cahill, Rich Randall
 Technicals: None
 Attendance: 3,177. Fouled out: None

Game #4 (Nov. 18)
Colorado vs. Murray State
Charleston, S.C. (Finals)

COLORADO (4-0)

Player	FGs	3-pt	FT	O-D-	R	F	TP	A	TO	B	S	Min
Roberson	f 5-8	0-1	6-9	3-6	9	5	16	1	3	1	2	37
Scott	f 5-8	0-0	3-4	1-5	6	3	13	0	2	0	0	31
Booker	g 10-18	2-5	1-2	0-2	2	2	23	2	2	0	4	33
Chen												

Game #7 (Dec. 1)
No. 19/19 Colorado at Wyoming
Laramie, Wyo.

COLORADO (6-1)

Player	FGs	3-pt	FT	O-D-	R	F	TP	A	TO	B	S	Min
Roberson	f 6-9	2-3	2-2	4-8	12	5	16	2	4	0	2	28
Scott	f 1-5	0-0	3-4	3-0	3	5	5	0	1	0	0	20
Booker	g 2-13	2-5	0-0	1-1	2	2	6	2	4	0	0	31
Chen	g 0-2	0-1	0-0	0-2	2	5	0	1	2	0	1	16
Dinwiddie	g 8-14	4-9	4-6	1-5	6	0	24	4	1	0	1	37
Johnson	2-4	0-1	2-2	1-2	3	4	6	0	3	0	0	22
Talton	3-3	1-1	0-0	1-0	1	3	7	0	1	0	0	9
Stalzer	1-3	0-1	1-1	0-4	4	1	3	1	0	0	0	19
Harris-Tunks	0-1	0-0	0-0	0-0	0	0	0	0	0	0	0	7
Adams	1-4	0-0	0-0	1-0	1	2	2	1	1	0	0	11
Team				0-1	1							
Totals	24-58	9-21	12-15	12-23	35	27	69	11	17	0	4	200

FG%	1st Hlf	12-30	40.0%	2nd Hlf	12-28	42.9%	Game	24-58	41.1%
3FG%	1st Hlf	3-8	37.5%	2nd Hlf	6-13	46.2%	Game	9-21	42.9%
FT%	1st Hlf	1-2	50.0%	2nd Hlf	11-13	84.6%	Game	12-15	80.0%

WYOMING (8-0)

Player	FGs	3-pt	FT	O-D-	R	F	TP	A	TO	B	S	Min
Washington	f 9-17	1-6	3-7	4-3	7	2	22	4	0	3	2	37
Nance Jr.	f 5-6	1-2	3-4	0-7	7	3	14	1	0	0	0	30
Gilmore	g 2-9	2-6	6-10	0-3	7	3	12	3	4	0	0	40
Grabau	g 0-0	0-0	0-0	0-1	1	1	0	1	0	0	0	9
Martinez	g 3-9	0-5	7-8	2-7	9	3	13	0	3	1	2	34
Cooke Jr.	0-0	0-0	1-2	1-1	2	0	1	0	0	1	0	9
Adams	4-6	3-6	1-2	1-0	1	0	12	3	1	0	2	31
Sobey	1-2	0-0	0-0	0-1	1	1	2	2	1	0	1	6
Haldorsen	0-0	0-0	0-0	0-0	0	1	0	0	0	0	0	4
Team				0-1	1							
Totals	24-50	7-25	21-33	8-24	32	13	76	13	9	5	7	200

FG%	1st Hlf	10-23	43.5%	2nd Hlf	14-27	51.9%	Game	24-50	48.0%
3FG%	1st Hlf	2-11	18.2%	2nd Hlf	6-13	46.2%	Game	7-25	28.0%
FT%	1st Hlf	4-8	50.0%	2nd Hlf	17-25	68.0%	Game	21-33	63.6%

Colorado	28	41	69
Wyoming	26	50	76

Officials: Larry Spaulding, Shawn Lehigh, Dan Chrisman
 Technicals: None.
 Attendance: 8,240. Fouled out: Scott, Johnson, Roberson.

Game #10 (Dec. 12)
Colorado at Fresno State
Fresno, Calif.

COLORADO (8-2)

Player	FGs	3-pt	FT	O-D-	R	F	TP	A	TO	B	S	Min
Roberson	f 7-12	0-0	3-5	7-13	20	3	17	3	1	0	1	38
Scott	f 4-12	0-0	3-5	3-5	8	2	11	0	1	1	0	32
Booker	g 4-10	2-3	4-6	0-4	4	1	14	1	2	0	2	36
Chen	g 2-3	0-0	0-1	0-1	1	2	4	3	1	0	1	22
Dinwiddie	g 0-4	0-1	1-2	0-0	0	0	1	0	5	0	1	34
Johnson	0-0	0-0	1-2	0-4	4	1	1	0	3	1	0	8
Talton	0-1	0-0	0-0	0-0	0	0	0	0	1	0	0	8
Stalzer	0-0	0-0	0-0	0-0	0	1	0	0	1	0	0	5
Harris-Tunks	1-1	0-0	0-0	0-1	1	0	2	0	0	0	1	8
Adams	0-0	0-0	0-0	0-1	1	0	0	1	1	0	1	10
Team				1-0	1							
Totals	18-43	2-4	12-21	11-29	40	14	50	7	18	2	7	200

FG%	1st Hlf	11-21	52.4%	2nd Hlf	7-22	31.8%	Game	18-43	41.9%
3FG%	1st Hlf	1-1	100%	2nd Hlf	1-3	33.3%	Game	2-4	50.0%
FT%	1st Hlf	4-9	44.4%	2nd Hlf	8-12	66.7%	Game	12-21	57.1%

FRESNO STATE (5-5)

Player	FGs	3-pt	FT	O-D-	R	F	TP	A	TO	B	S	Min
Giddings	f 0-0	0-0	0-0	0-0	0	0	0	0	0	0	0	6
Upshaw	c 2-10	0-0	0-1	0-4	4	1	4	0	1	2	0	22
Johnson	g 3-8	1-2	0-0	0-4	4	4	7	1	1	0	1	23
Olekaibe	g 2-5	1-4	0-0	0-1	1	2	5	1	2	0	1	29
Huddleston	g 2-10	1-5	2-3	0-3	3	3	7	2	3	0	3	27
Brown	2-7	0-0	3-5	3-3	6	0	7	1	3	1	1	33
Anderson	0-1	0-1	0-0	0-0	0	2	0	0	1	0	0	13
Johnson	1-3	1-3	0-0	0-0	0	3	0	0	0	0	0	11
Harris	1-3	0-0	0-0	0-0	0	3	2	2	1	0	1	17
Foster	3-7	0-3	2-2	3-5	8	3	8	0	2	1	1	18
Team				6-1	7							
Totals	16-54	4-18	7-11	12-21	33	18	43	7	14	4	8	200

FG%	1st Hlf	6-24	25.0%	2nd Hlf	10-30	33.3%	Game	16-54	29.6%
3FG%	1st Hlf	3-12	25.0%	2nd Hlf	1-6	16.7%	Game	4-18	22.2%
FT%	1st Hlf	2-2	100%	2nd Hlf	5-9	55.6%	Game	7-11	63.6%

Colorado	27	23	50
Fresno State	17	26	43

Officials: Scott Thornly, Bill Gracey, Tony Padilla
 Technicals: none.
 Attendance: 6,599. Fouled out: none.

Game #8 (Dec. 5)
Colorado State at Colorado
Boulder, Colo.

COLORADO STATE (6-1)

Player	FGs	3-pt	FT	O-D-	R	F	TP	A	TO	B	S	Min
Hornung	f 1-4	0-0	0-0	4-3	7	5	2	2	0	1	1	28
Smith	f 1-3	0-0	2-2	5-0	5	2	4	0	5	1	1	19
Iverson	c 7-14	0-0	5-8	4-10	14	4	19	0	1	1	0	33
Elkmeier	g 3-15	1-7	0-0	0-2	2	3	7	0	1	0	1	32
Green	g 5-11	2-5	6-6	1-3	4	2	18	1	4	0	1	38
Bejarano	3-5	3-4	0-0	0-4	4	4	9	1	0	0	0	22
Octeus	1-5	0-3	0-0	0-1	1	3	2	2	1	0	1	22
Santo	0-2	0-0	0-0	1-1	2	0	0	0	1	0	0	6
Team				3-0	3							
Totals	21-59	6-19	13-16	18-24	42	23	61	6	14	3	4	200

FG%	1st Hlf	9-30	30.0%	2nd Hlf	12-29	41.4%	Game	21-59	35.6%
3FG%	1st Hlf	4-12	33.3%	2nd Hlf	2-7	28.6%	Game	6-19	42.9%
FT%	1st Hlf	0-0	0.0%	2nd Hlf	13-16	81.3%	Game	13-16	80.0%

COLORADO (7-1)

Player	FGs	3-pt	FT	O-D-	R	F	TP	A	TO	B	S	Min
Roberson	f 5-11	0-2	5-8	3-11	14	0	15	2	1	2	3	37
Scott	f 2-8	0-0	0-0	2-1	3	4	4	0	1	1	1	27
Booker	g 2-11	1-3	1-5	2-1	3	3	6	2	1	0	1	33
Chen	g 2-4	0-0	0-0	0-1	1	0	4	0	0	0	1	21
Dinwiddie	g 8-10	5-7	8-10	0-2	2	1	29	3	2	1	1	36
Johnson	2-3	0-1	1-4	0-2	2	1	5	0	0	1	0	16
Talton	0-0	0-0	0-0	0-0	0	0	0	0	1	0	0	5
Stalzer	0-0	0-0	0-0	0-1	1	1	0	0	2	0	0	10
Harris-Tunks	2-3	0-0	3-4	0-1	1	3	7	0	0	0	0	13
Adams	0-0	0-0	0-0	0-0	0	0	0	0	0	0	0	2
Team				2-1	3							
Totals	23-50	6-13	18-31	9-21	30	13	70	8	7	5	7	200

FG%	1st Hlf	16-27	59.3%	2nd Hlf	7-23	30.4%	Game	23-50	46.0%
3FG%	1st Hlf	4-6	66.7%	2nd Hlf	2-7	28.6%	Game	6-13	46.2%
FT%	1st Hlf	6-6	100%	2nd Hlf	12-25	48.0%	Game	18-31	58.1%

Colorado State	22	39	61
Colorado	42	28	70

Officials: Chris Rastatter, Michael Reed, Roderick Dixon
 Technicals: Iverson
 Attendance: 11,708. Fouled out: Hornung.

Game #11 (Dec. 21)
Northern Arizona at Colorado
Boulder, Colo.

NORTHERN ARIZONA (4-7)

Player	FGs	3-pt	FT	O-D-	R	F	TP	A	TO	B	S	Min
Bewernick	f 0-3	0-1	0-0	0-1	1	0	0	1	3	0	0	18
Jacobsen	f 4-6	0-0	2-3	4-2	6	2	10	0	3	1	1	31
Rogers	g 2-10	2-7	2-2	1-2	3	2	8	1	6	0	1	33
Russell	g 6-15	1-7	2-2	0-1	1	0	15	2	4	0	2	28
Saldivar	g 3-11	1-6	0-0	0-5	5	1	7	2	0	0	1	36

Game #13 (Jan. 3)
Colorado at No. 3/3 Arizona
Tucson, Ariz.

COLORADO (10-3, 0-1)

Player	FGs	3-pt	FT	O-D-	R	F	TP	A	TO	B	S	Min
Johnson	f 4-8	2-4	3-6	2-4	6	3	13	1	0	0	2	38
Roberson	f 2-7	2-3	1-2	2-9	11	5	9	2	3	0	1	35
Scott	f 6-8	0-0	3-4	2-3	5	4	15	2	0	1	0	35
Booker	g 5-17	4-7	4-4	0-3	3	4	18	5	2	0	0	43
Dinwiddie	g 3-8	0-3	5-8	0-5	5	4	11	2	4	0	1	29
Talton	0-0	0-0	0-0	0-0	0	0	0	0	0	0	0	3
Harris-Tunks	0-0	0-0	0-0	0-0	0	2	0	0	0	0	0	9
Chen	6-10	2-4	1-3	0-1	1	4	15	2	2	0	1	29
Adams	1-1	0-0	0-2	0-0	0	2	0	2	0	0	0	4
Team	2-2 0-2											
Totals	28-59	10-21	17-29	6-27	33	26	83	14	11	1	5	225

FG% 1st Hlf 12-26 46.2% 2nd Hlf 15-24 62.5% OT 1-9 11.1% Game 28-59 47.5%
 3FG% 1st Hlf 4-9 66.7% 2nd Hlf 4-6 66.7% OT 0-6 0.0% Game 10-21 47.6%
 FT % 1st Hlf 4-6 66.7% 2nd Hlf 12-19 63.2% OT 1-4 25.0% Game 17-29 58.6%
 deadball rebounds: 8

ARIZONA (13-0, 1-0)

Player	FGs	3-pt	FT	O-D-	R	F	TP	A	TO	B	S	Min
Ashley	f 0-1	0-0	1-2	0-3	3	3	1	1	1	0	0	19
Hill	f 4-8	2-3	5-6	3-5	8	4	15	0	5	0	0	34
Tarczewski	c 4-7	0-0	2-4	2-2	4	1	10	0	0	1	0	23
Lyons	g 6-16	2-7	10-10	0-1	1	2	24	2	3	0	0	38
Johnson	g 2-11	1-6	7-8	0-5	5	4	12	4	1	0	3	37
Parron	6-9	1-3	3-6	3-5	8	2	16	2	2	0	3	34
Mayes	2-4	0-1	0-0	0-2	2	1	4	1	0	0	2	11
Chol	0-0	0-0	0-0	0-2	2	0	0	0	1	0	0	3
Jerrett	4-9	2-3	0-0	4-2	6	2	10	2	0	0	0	26
Team	3-2 5											
Totals	28-65	8-23	28-36	15-29	44	19	92	12	13	1	8	225

FG% 1st Hlf 7-27 25.9% 2nd Hlf 18-30 60.0% OT 3-8 37.5% Game 28-65 43.1%
 3FG% 1st Hlf 3-11 27.3% 2nd Hlf 5-9 55.6% OT 0-3 0.0% Game 8-23 34.8%
 FT % 1st Hlf 10-12 83.3% 2nd Hlf 12-16 75.0% OT 6-8 75.0% Game 28-36 77.8%
 deadball rebounds: 3

Colorado	34	46	3	83
Arizona	27	53	12	92

Officials: Verne Harris, James Breeding, Randy McCall
 Technicals: none. Attendance: 14,545. Fouled out: Roberson.

Game #16 (Jan. 12)
UCLA at Colorado
Boulder, Colo.

UCLA (14-3, 4-0)

Player	FGs	3-pt	FT	O-D-	R	F	TP	A	TO	B	S	Min
Muhammad f	6-16	1-1	1-4	2-2	4	2	14	1	1	0	0	26
Wear, T. f	11-17	0-1	1-1	1-3	4	2	23	0	1	0	1	33
Adams g	6-11	2-5	4-5	0-1	1	2	18	2	1	1	2	34
Anderson g	3-3	0-0	6-6	1-9	10	1	12	5	3	0	1	30
Drew II	0-4	0-0	0-1	0-1	1	0	0	5	2	0	4	35
Powell	3-6	1-1	0-0	2-1	3	3	7	0	1	0	0	17
Wear, D.	1-2	0-0	0-0	3-2	5	4	2	1	1	1	1	19
Parker	1-1	0-0	0-2	1-1	2	2	2	0	1	0	0	6
Team	0-2 2											
Totals	31-60	4-8	12-19	10-22	32	16	78	14	11	2	9	200

FG% 1st Hlf 16-32 50.0% 2nd Hlf 15-28 53.6% Game 31-60 51.7%
 3FG% 1st Hlf 1-2 50.0% 2nd Hlf 3-6 50.0% Game 4-8 50.0%
 FT % 1st Hlf 2-6 33.3% 2nd Hlf 10-13 76.9% Game 12-19 63.2%
 deadball rebounds: 3

COLORADO (11-5, 1-3)

Player	FGs	3-pt	FT	O-D-	R	F	TP	A	TO	B	S	Min
Johnson	f 2-5	1-3	3-5	1-1	2	2	8	0	2	0	0	22
Roberson	f 2-4	0-2	1-2	1-11	12	3	5	2	5	0	2	35
Scott	f 6-11	0-0	6-6	6-3	9	1	18	0	2	0	0	33
Booker	g 6-16	2-5	4-4	0-3	3	2	18	1	2	0	1	31
Dinwiddie	g 9-16	2-6	3-4	0-2	2	4	23	2	1	0	0	36
Harris-Tunks	0-1	0-0	1-2	0-0	0	1	0	0	0	0	0	7
Chen	0-2	0-1	2-4	0-3	3	3	2	3	2	0	2	26
Adams	0-2	0-0	0-0	1-0	1	1	0	0	0	0	0	10
Team	2-0 2											
Totals	25-57	5-17	20-27	11-23	34	16	75	8	14	0	5	200

FG% 1st Hlf 12-29 41.4% 2nd Hlf 13-28 46.4% Game 25-57 43.9%
 3FG% 1st Hlf 1-8 12.5% 2nd Hlf 4-9 44.4% Game 5-17 29.4%
 FT % 1st Hlf 9-11 81.8% 2nd Hlf 11-16 68.8% Game 20-27 74.1%
 deadball rebounds: 6

UCLA	35	43	78
Colorado	34	41	75

Officials: Kevin Brill, Ken Ditty, Brett Nansel
 Technicals: none. Attendance: 9,696. Fouled out: none.

Game #14 (Jan. 6)
Colorado at Arizona State
Tempe, Ariz.

COLORADO (10-4, 0-2)

Player	FGs	3-pt	FT	O-D-	R	F	TP	A	TO	B	S	Min
Roberson	f 2-10	0-1	1-2	4-9	13	4	5	1	1	1	2	36
Scott	f 5-11	0-0	0-0	5-3	8	2	10	1	0	0	0	32
Booker	g 5-14	1-6	2-3	1-3	4	5	13	2	3	0	2	34
Chen	g 2-5	0-3	1-1	1-1	2	2	5	2	1	0	0	29
Dinwiddie	g 8-20	1-8	2-2	0-2	2	1	19	4	2	0	3	38
Johnson	2-6	0-1	0-0	2-2	4	5	4	0	2	0	0	14
Talton	0-0	0-0	0-0	0-0	0	2	0	0	1	0	0	4
Stalzer	0-0	0-0	0-0	0-0	0	1	0	0	0	0	0	3
Harris-Tunks	0-1	0-0	0-0	1-1	2	3	0	0	0	0	0	7
Adams	0-1	0-0	0-0	1-0	1	0	0	0	0	0	0	3
Team	3-1 4											
Totals	24-68	2-19	6-8	18-22	40	25	56	10	10	1	7	200

FG% 1st Hlf 14-30 46.7% 2nd Hlf 10-38 26.3% Game 24-68 35.3%
 3FG% 1st Hlf 1-7 14.3% 2nd Hlf 1-12 8.3% Game 2-19 10.5%
 FT % 1st Hlf 4-5 80.0% 2nd Hlf 2-3 66.7% Game 6-8 75.0%
 deadball rebounds: 0

ARIZONA STATE (13-2, 2-0)

Player	FGs	3-pt	FT	O-D-	R	F	TP	A	TO	B	S	Min
Felix	f 7-15	2-5	4-6	3-5	8	1	20	1	1	2	1	38
Gilling	f 3-9	1-6	5-7	1-9	10	3	12	1	1	0	2	38
Bachynski	c 5-6	0-0	6-9	3-4	7	4	16	0	1	9	0	30
Carson	g 1-4	0-1	3-4	0-4	4	1	5	3	3	0	0	38
Gordon	g 0-1	0-0	0-0	0-0	0	0	0	0	2	0	0	9
Colvin	3-11	1-4	2-7	2-2	4	2	9	5	2	1	0	31
Jacobson	0-0	0-0	0-0	1-1	2	1	0	0	1	0	0	6
Barnes	1-1	1-1	0-0	1-0	0	3	0	0	0	0	0	4
Pateev	0-0	0-0	0-0	0-0	0	0	0	0	10	0	1	0
Team	1-3 4											
Totals	20-47	5-17	20-33	11-28	39	12	65	12	10	13	3	200

FG% 1st Hlf 11-24 45.8% 2nd Hlf 9-23 39.1% Game 20-47 42.6%
 3FG% 1st Hlf 3-10 30.0% 2nd Hlf 2-7 28.6% Game 5-17 29.4%
 FT % 1st Hlf 5-6 83.3% 2nd Hlf 15-27 55.6% Game 20-33 60.6%
 deadball rebounds: 7

Colorado	33	23	56
Arizona State	30	35	65

Officials: Mike Scyphers, Kurt Walker, Dayl Gelinas
 Technicals: none. Attendance: 6,298. Fouled out: Johnson, Booker.

Game #17 (Jan. 16)
Colorado at Washington
Seattle, Wash.

COLORADO (11-6, 1-3)

Player	FGs	3-pt	FT	O-D-	R	F	TP	A	TO	B	S	Min
Johnson	f 4-10	0-0	1-2	3-1	4	4	9	0	3	1	0	29
Roberson	f 4-10	1-3	1-2	3-8	11	2	10	1	2	3	1	38
Scott	f 4-10	0-0	0-1	2-0	2	0	8	2	0	0	0	32
Booker	g 3-14	0-3	3-3	1-6	7	5	9	3	2	0	1	34
Dinwiddie	g 5-11	0-3	5-5	0-2	2	3	15	1	0	0	0	33
Talton	0-0	0-0	0-0	0-0	0	0	0	0	1	0	0	1
Stalzer	1-1	0-0	1-1	0-1	1	4	3	0	0	0	0	7
Harris-Tunks	0-0	0-0	0-0	3-3	3	0	0	0	0	1	0	7
Chen	0-0	0-0	0-0	1-0	1	1	0	0	0	0	0	15
Adams	0-2	0-1	0-0	1-0	1	0	0	0	0	0	0	4
Team	3-3 6											
Totals	21-58	1-10	11-14	13-25	38	19	54	6	12	5	2	200

FG% 1st Hlf 7-24 29.2% 2nd Hlf 14-34 53.6% Game 21-58 36.2%
 3FG% 1st Hlf 0-4 0.0% 2nd Hlf 1-6 50.0% Game 1-10 10.0%
 FT % 1st Hlf 6-8 75.0% 2nd Hlf 5-6 83.3% Game 11-14 78.6%
 deadball rebounds: 4, 1

WASHINGTON (12-5, 4-0)

Player	FGs	3-pt	FT	O-D-	R	F	TP	A	TO	B	S	Min
Simmons	f 0-2	0-0	1-2	3-9	12	4	1	1	1	0	0	30
N'Diaye	c 3-8	0-0	0-0	5-6	11	1	6	0	3	3	1	30
Gaddy	g 2-12	0-4	4-6	4-1	5	1	8	3	0	0	2	28
Suggs	g 5-16	2-8	1-1	1-1	2	2	13	2	2	0	0	34
Wilcox	g 8-14											

Game #19 (Jan. 24)
Stanford at Colorado
Boulder, Colo.

STANFORD (11-8, 2-4)

Player	FGs	3-pt	FT	O-D-	R	F	TP	A	TO	B	S	Min
Brown	f	1-3	0-1	0-0	0-1	1	2	2	0	0	1	25
Huestis	f	2-4	1-3	1-2	0-6	6	4	6	0	2	1	19
Powell	f	5-13	0-0	1-1	3-4	7	3	11	1	2	0	37
Bright	g	2-8	1-6	2-2	0-0	0	1	7	5	1	0	28
Randle	g	5-21	3-6	2-2	4-2	6	1	15	0	3	0	35
Sanders	g	0-1	0-1	0-0	0-1	1	0	0	0	0	0	5
Nastic	g	0-1	0-0	0-0	0-0	0	1	0	0	0	0	4
Lemons	g	0-2	0-1	0-0	0-0	0	1	0	0	0	0	5
Allen	g	2-4	0-0	1-1	0-6	6	1	5	0	1	0	17
Harris	g	1-1	0-0	0-0	0-0	0	1	2	1	0	0	5
Verhoeven	g	0-0	0-0	1-2	0-0	0	0	1	0	0	0	2
Gage	g	2-6	1-2	0-0	1-1	2	2	5	0	1	0	18
Team				0-1		1						
Totals		20-64	6-20	8-10	8-22	30	17	54	9	10	1	5 200

FG%	1st Hlf	12-35	34.3%	2nd Hlf	8-29	27.6%	Game	20-64	31.3%
3FG%	1st Hlf	4-8	50.0%	2nd Hlf	2-12	16.7%	Game	6-20	30.0%
FT%	1st Hlf	1-1	100%	2nd Hlf	7-9	77.8%	Game	8-10	80.0%
deadball rebounds:									1

COLORADO (13-6, 3-4)

Player	FGs	3-pt	FT	O-D-	R	F	TP	A	TO	B	S	Min
Johnson	f	5-8	1-2	0-0	1-2	3	4	11	0	2	0	24
Roberson	f	4-10	1-1	3-6	3-17	20	2	12	2	3	3	34
Scott	f	6-13	0-0	0-0	4-1	5	1	12	1	1	1	34
Booker	g	6-9	0-2	1-2	0-4	4	4	13	3	1	0	26
Dinwiddie	g	3-7	0-1	6-8	0-3	3	2	12	4	3	1	33
Talton	g	0-0	0-0	0-0	0-1	1	0	0	0	0	0	1
Stalzer	g	0-1	0-0	1-3	0-0	0	1	1	0	0	0	4
Gamble	g	0-0	0-0	0-0	0-0	0	0	1	0	0	0	1
Harris-Tunks	g	0-0	0-0	0-0	0-1	1	2	0	0	0	0	2
Chen	g	3-6	1-2	0-1	2-4	6	1	7	1	1	0	28
Adams	g	1-1	1-1	0-2	0-1	1	2	3	0	1	0	12
Mills	g	2-2	0-0	0-0	0-1	1	0	4	0	0	0	1
Team				1-2		3						
Totals		30-57	4-9	11-22	11-37	48	19	75	12	12	5	8 200

FG%	1st Hlf	17-30	56.7%	2nd Hlf	13-27	48.1%	Game	30-57	52.6%
3FG%	1st Hlf	3-6	50.0%	2nd Hlf	1-3	33.3%	Game	4-9	44.4%
FT%	1st Hlf	7-11	63.6%	2nd Hlf	4-11	36.4%	Game	11-22	50.0%
deadball rebounds:									5

Stanford 29 25 54

Colorado 44 31 75

Officials: Chris Rastatter, Deron White, Scott Brown
 Technicals: none. Attendance: 11,212. Fouled out: none.

Game #22 (Feb. 7)
Colorado at No. 19/19 Oregon
Eugene, Ore.

COLORADO (15-7, 5-5)

Player	FGs	3-pt	FT	O-D-	R	F	TP	A	TO	B	S	Min
Johnson	f	3-7	2-3	0-0	0-2	2	1	8	1	1	0	21
Roberson	f	5-10	0-2	0-1	5-8	13	1	10	1	3	0	36
Scott	f	3-7	0-0	1-2	1-1	2	1	7	0	2	0	32
Booker	g	3-13	1-3	1-2	0-2	2	3	8	0	1	0	22
Dinwiddie	g	3-9	0-2	2-3	0-0	0	1	8	4	4	1	34
Talton	g	1-1	0-0	0-0	0-1	1	0	2	2	0	0	10
Harris-Tunks	g	0-0	0-0	0-0	1-0	1	0	0	0	0	0	7
Chen	g	0-2	0-0	0-0	1-0	1	0	1	0	1	0	22
Adams	g	1-3	1-2	2-2	1-2	3	0	5	0	1	0	16
Team				5-2		7						
Totals		19-52	4-12	6-10	14-18	32	7	48	9	12	2	6 200

FG%	1st Hlf	9-27	33.3%	2nd Hlf	10-25	40.0%	Game	19-52	36.5%
3FG%	1st Hlf	3-7	42.9%	2nd Hlf	1-5	20.0%	Game	4-12	33.3%
FT%	1st Hlf	2-2	100%	2nd Hlf	4-8	50.0%	Game	6-10	60.0%
deadball rebounds:									2, 2

OREGON (18-5, 7-3)

Player	FGs	3-pt	FT	O-D-	R	F	TP	A	TO	B	S	Min
Kazemi	f	3-6	0-0	0-0	5-6	11	2	16	0	0	2	34
Singler	f	6-13	2-5	0-0	2-4	6	3	14	3	6	0	29
Woods	c	2-4	0-0	0-0	1-4	5	3	4	0	1	0	28
Loyd	g	0-7	0-4	0-0	0-2	2	2	0	1	1	1	32
Dotson	g	2-8	1-4	0-0	1-0	1	2	5	1	0	0	26
Austin	g	0-2	0-0	0-0	3-1	4	2	0	0	0	2	10
Moore	g	1-2	0-0	0-0	0-0	0	2	1	1	0	1	8
Carter	g	1-3	0-0	0-0	1-0	1	0	2	0	0	0	7
Emory	g	6-13	0-2	2-2	1-3	4	0	14	3	3	1	26
Team				2-1		3						
Totals		21-58	3-15	2-2	16-21	37	14	47	9	12	6	7 200

FG%	1st Hlf	13-31	41.9%	2nd Hlf	8-27	29.6%	Game	21-58	36.2%
3FG%	1st Hlf	2-10	20.0%	2nd Hlf	1-5	20.0%	Game	3-15	20.0%
FT%	1st Hlf	0-0	00.0%	2nd Hlf	2-2	100%	Game	2-2	100%
deadball rebounds:									2

Colorado 23 25 48

Oregon 28 19 47

Officials: Michael Reed, Gregory Nixon, Scott Brown
 Technicals: none. Attendance: 8,862. Fouled out: None.

Game #20 (Jan. 27)
California at Colorado
Boulder, Colo.

CALIFORNIA (11-8, 3-4)

Player	FGs	3-pt	FT	O-D-	R	F	TP	A	TO	B	S	Min
Solomon	f	2-7	1-1	0-0	1-3	4	2	5	0	1	0	28
Kravish	f	3-7	0-0	0-0	0-1	1	3	6	0	0	0	19
Cobbs	g	10-20	1-3	1-1	1-0	1	4	22	6	1	0	32
Wallace	g	2-6	1-3	2-5	3-2	5	5	7	3	1	0	36
Crabbe	g	8-21	3-9	2-2	1-4	5	2	21	2	1	0	39
Smith	g	1-2	0-0	0-0	0-0	0	1	2	1	5	0	14
Bak	g	0-1	0-0	0-0	0-2	2	0	0	0	0	0	3
Powers	g	0-3	0-2	0-0	0-0	0	0	0	0	0	0	3
Thurman	g	4-5	0-0	0-0	3-4	7	0	8	0	1	0	26
Team				4-1		5						
Totals		30-72	6-18	5-8	13-17	30	17	71	12	10	0	16 200

FG%	1st Hlf	7-34	20.6%	2nd Hlf	23-38	60.5%	Game	30-72	41.7%
3FG%	1st Hlf	0-7	0.0%	2nd Hlf	6-11	54.5%	Game	6-18	33.3%
FT%	1st Hlf	4-7	57.1%	2nd Hlf	1-1	100%	Game	5-8	62.5%
deadball rebounds:									2

COLORADO (14-6, 4-4)

Player	FGs	3-pt	FT	O-D-	R	F	TP	A	TO	B	S	Min
Johnson	f	7-10	0-2	4-4	1-11	12	3	18	0	5	0	30
Roberson	f	5-7	1-2	4-5	1-4	5	2	15	1	3	1	0 22
Scott	f	2-5	0-0	1-1	1-2	3	2	5	2	1	0	1 25
Booker	g	8-12	4-6	0-0	0-4	4	0	20	3	4	0	1 32
Dinwiddie	g	3-8	1-3	9-10	0-1	1	3	16	4	1	0	1 29
Talton	g	0-0	0-0	0-0	0-0	0	0	0	0	0	0	1
Stalzer	g	1-1	0-0	0-0	0-1	1	0	2	0	1	0	0 10
Harris-Tunks	g	1-2	0-0	0-2	0-2	2	3	2	1	3	0	0 16
Chen	g	1-2	1-2	0-0	1-3	4	0	3	2	2	0	1 23
Adams	g	0-0	0-0	0-0	0-2	2	1	0	0	0	0	0 12
Mills	g	0-0	0-0	0-0	0-0	0	0	0	0	0	0	0 0+
Team				1-0		1						
Totals		28-47	7-15	18-22	5-30	35	14	81	13	20	1	4 200

FG%	1st Hlf	13-26	50.0%	2nd Hlf	15-21	71.4%	Game	28-47	59.6%
3FG%	1st Hlf	4-10	40.0%	2nd Hlf	3-5	60.0%	Game	7-15	46.7%
FT%	1st Hlf	4-7	57.1%	2nd Hlf	14-15	93.3%	Game	18-22	81.8%
deadball rebounds:									1

Stanford 18 53 71

Colorado 34 47 81

Officials: Michael Irving, Tom Eades, Randy McCall
 Technicals: none. Attendance: 10,132. Fouled out: Wallace.

Game #23 (Feb. 10)
Colorado at Oregon State
Corvallis, Ore.

COLORADO (16-7, 6-5)

Player	FGs	3-pt	FT	O-D-	R	F	TP	A	TO	B	S	Min
Roberson	f	3-9	0-3	1-2	2-8	10	2	7	3	0	1	5 38
Scott	f	7-10	0-0	3-4	3-1	4	1	7	0	0	2	0 32
Booker	g	2-14	0-5	5-6	3-3	6	1	9	3	1	0	1 37
Chen	g	4-11	2-4	0-1	0-1	1	2	10	1	2	0	4 29
Dinwiddie	g	6-6	4-4	8-8	0-3	3	4	24	4	2	1	0 24
Johnson	g	1-3	0-1	1-2	1-1	2	2	3	0	1	0	0 23
Talton	g	0-0	0-0	0-0	0-0	0	0	0	0	1	0	0 5
Stalzer	g	1-3	0-2	0-0	0-0	0	1	2	1	2	1	0 7
Adams	g	0-2	0-0	0-1	1-0	1	1	0	0	0	0	0 5
Team				2-1		3						
Totals		24-58	6-19	18-24	12-18	30	14	72	12	9	5	10 200

FG%	1st Hlf	12-29	41.4%	2nd Hlf	12-29	41.4%	Game	24-58	41.4%
3FG%									

Game #25 (Feb. 16)
Arizona State at Colorado
Boulder, Colo.

ARIZONA STATE (19-7, 8-5)

Player	FGs	3-pt	FT	O-D-	R	F	TP	A	TO	B	S	Min	
Gilling	f	2-9	2-7	3-4	0-5	5	1	9	1	1	9	4	40
Bachynski	c	5-8	0-0	2-4	1-2	3	4	12	0	3	3	0	37
Felix	g	4-8	0-3	0-2	1-4	5	4	8	3	0	0	1	43
Carson	g	6-9	1-3	5-7	0-2	2	3	18	4	2	0	0	43
Colvin	g	0-4	0-3	0-0	0-0	0	1	0	0	2	0	1	26
Barnes	g	0-0	0-0	0-0	0-0	0	0	0	0	0	0	0	0+
Gordon	g	5-10	4-8	0-0	0-2	2	2	14	0	1	0	1	30
Pateev	g	1-2	0-0	0-0	0-1	1	1	2	0	0	0	0	6
Team				5-3		8				2			
Totals		23-50	7-24	10-17	7-19	26	16	83	8	11	2	7	225

FG% 1st Hlf 12-21 57.1% 2nd Hlf 8-23 34.8% OT 3-6 50.0% Game 23-50 46.0%
 3FG% 1st Hlf 3-12 25.0% 2nd Hlf 3-10 30.0% OT 1-2 50.0% Game 7-24 29.2%
 FT % 1st Hlf 0-0 00.0% 2nd Hlf 8-11 72.7% OT 2-6 33.3% Game 10-17 58.8%
 deadball rebounds: 5

COLORADO (17-8, 7-6)

Player	FGs	3-pt	FT	O-D-	R	F	TP	A	TO	B	S	Min	
Johnson	f	4-9	0-1	2-4	9-5	14	2	10	1	4	0	1	36
Roberson	f	4-11	0-2	0-0	6-9	15	4	8	0	5	2	3	43
Scott	f	0-5	0-0	0-0	0-1	1	3	0	2	0	0	0	15
Booker	g	7-13	3-7	0-0	0-3	3	1	17	2	3	0	0	37
Dinwiddie	g	4-13	2-7	14-14	0-1	1	4	24	3	2	0	2	39
Talton	g	1-1	1-1	0-0	0-1	1	0	3	1	0	0	1	9
Harris-Tunks	g	0-2	0-0	0-0	1-1	2	3	0	1	0	0	0	12
Chen	g	0-3	0-2	0-0	2-1	3	1	0	1	0	0	0	29
Adams	g	0-0	0-0	0-0	0-0	0	1	0	0	1	0	0	5
Team				1-0		1							
Totals		20-57	6-20	16-18	19-22	41	19	62	11	15	2	7	200

FG% 1st Hlf 8-21 38.1% 2nd Hlf 8-27 29.6% OT 4-9 44.4% Game 20-57 35.1%
 3FG% 1st Hlf 4-8 50.0% 2nd Hlf 2-10 20.0% OT 0-2 0.0% Game 6-20 30.0%
 FT % 1st Hlf 4-6 66.7% 2nd Hlf 12-12 100% OT 0-0 0.0% Game 16-18 88.9%
 deadball rebounds: 1

Arizona State	27	27	9	63
Colorado	24	30	8	62

Officials: Gregory Nixon, Michael Eggers, Daryl Gelinas
 Technicals: none. Attendance: 10,926. Fouled out: None.

Game #28 (Mar. 2)
Colorado at California
Berkeley, Calif.

COLORADO (19-9, 9-7)

Player	FGs	3-pt	FT	O-D-	R	F	TP	A	TO	B	S	Min	
Johnson	f	4-14	3-4	3-6	3-4	7	2	14	0	0	1	0	36
Roberson	f	4-9	0-4	1-1	3-2	5	2	9	2	2	0	0	37
Scott	f	2-10	0-0	0-0	6-5	11	0	4	0	0	0	0	29
Booker	g	2-11	1-5	1-2	0-2	2	1	6	0	1	0	1	29
Dinwiddie	g	2-15	1-5	4-4	3-3	6	4	9	4	1	0	0	36
Talton	g	0-0	0-0	0-0	0-0	0	0	0	0	0	0	0	3
Harris-Tunks	g	0-0	0-0	0-0	0-0	0	1	0	0	1	0	0	4
Chen	g	1-4	1-3	0-0	1-0	1	1	3	0	0	0	0	15
Adams	g	0-2	0-0	1-2	2-0	2	2	1	0	0	0	0	11
Team				2-0		2				1			
Totals		15-65	6-21	10-15	20-16	36	13	46	6	6	1	4	200

FG% 1st Hlf 8-31 25.8% 2nd Hlf 7-34 20.6% Game 15-65 23.1%
 3FG% 1st Hlf 3-9 33.3% 2nd Hlf 3-12 25.0% Game 6-21 28.6%
 FT % 1st Hlf 1-4 25.0% 2nd Hlf 9-11 81.8% Game 10-15 66.7%
 deadball rebounds: 3

CALIFORNIA (20-9, 12-5)

Player	FGs	3-pt	FT	O-D-	R	F	TP	A	TO	B	S	Min	
Solomon	f	2-6	0-0	2-2	5-1	6	4	6	0	1	2	0	23
Kravish	f	6-9	0-0	2-2	2-9	11	1	14	0	1	3	1	37
Cobbs	g	5-15	0-3	6-6	0-3	3	1	16	5	2	0	0	37
Wallace	g	8-12	0-1	0-0	3-8	11	0	16	1	2	0	1	38
Crabbe	g	4-10	0-2	0-0	1-6	7	3	8	5	3	2	0	32
Smith	g	0-2	0-0	0-0	1-0	1	0	0	1	0	0	0	15
Thurman	g	1-2	0-0	0-0	1-1	2	2	2	0	1	0	0	18
Team				1-4		5				1			
Totals		26-56	0-6	10-10	14-32	46	11	62	12	11	7	2	200

FG% 1st Hlf 11-24 45.8% 2nd Hlf 15-32 46.9% Game 26-56 46.4%
 3FG% 1st Hlf 0-2 00.0% 2nd Hlf 0-4 0.0% Game 0-0 0.0%
 FT % 1st Hlf 2-2 100% 2nd Hlf 8-8 100% Game 10-10 100%
 deadball rebounds: 0

Colorado	20	26	46
California	24	38	62

Officials: Kevin Brill, Dick Cartmell, Ken Ditty
 Technicals: none. Attendance: 10679. Fouled out: None.

Game #26 (Feb. 21)
Utah at Colorado
Boulder, Colo.

UTAH (11-15, 3-11)

Player	FGs	3-pt	FT	O-D-	R	F	TP	A	TO	B	S	Min	
Loveridge	f	5-10	2-3	0-0	1-6	7	1	12	2	1	0	2	35
Washburn	c	4-8	0-0	2-2	0-5	5	3	10	0	1	1	0	26
DuBois	g	2-9	2-6	0-0	0-1	1	3	6	3	4	0	1	32
Taylor	g	3-9	2-4	2-2	0-4	4	3	10	1	4	0	3	31
Martin	g	0-1	0-1	0-0	0-2	2	1	0	1	2	0	0	18
Dean	g	0-3	0-3	0-0	1-2	3	1	0	3	2	0	0	16
Lenz	g	1-2	0-0	0-0	0-1	1	2	2	1	0	0	0	8
Tucker	g	3-5	2-3	0-0	0-2	2	0	8	0	1	1	3	22
Olsen	g	1-2	0-0	0-0	1-0	1	3	2	1	0	0	1	12
Team				3-0		3							
Totals		19-49	8-20	4-4	6-23	29	17	50	12	15	2	10	200

FG% 1st Hlf 10-20 50.0% 2nd Hlf 9-29 31.0% Game 19-49 38.8%
 3FG% 1st Hlf 4-9 44.4% 2nd Hlf 4-11 36.4% Game 8-20 40.0%
 FT % 1st Hlf 4-4 100% 2nd Hlf 0-0 0.0% Game 4-4 100%
 deadball rebounds: 0

COLORADO (17-8, 7-6)

Player	FGs	3-pt	FT	O-D-	R	F	TP	A	TO	B	S	Min	
Johnson	f	2-4	1-3	1-2	2-3	5	0	6	0	2	1	1	29
Roberson	f	5-11	0-3	0-2	5-8	13	1	10	0	2	2	4	37
Booker	g	3-11	1-6	1-2	1-3	4	2	8	1	2	0	1	31
Chen	g	4-6	3-2	1-2	1-3	4	2	12	1	2	0	0	29
Dinwiddie	g	3-9	1-6	6-8	0-4	4	1	13	3	3	1	3	35
Talton	g	0-0	0-0	0-0	0-1	1	0	0	1	2	0	0	11
Stalzer	g	0-2	0-2	0-0	0-0	0	0	0	0	0	0	1	6
Harris-Tunks	g	1-1	0-0	0-0	0-0	0	1	2	2	0	0	0	5
Adams	g	3-5	0-1	3-4	1-2	3	1	9	0	1	2	17	
Team				1-0		1							
Totals		21-49	6-24	12-20	11-24	35	8	60	6	14	5	12	200

FG% 1st Hlf 11-26 42.3% 2nd Hlf 10-23 43.5% Game 21-49 42.9%
 3FG% 1st Hlf 4-17 23.5% 2nd Hlf 2-7 28.6% Game 6-24 25.0%
 FT % 1st Hlf 4-7 57.1% 2nd Hlf 8-13 61.5% Game 12-20 60.0%
 deadball rebounds: 2

Utah	28	22	50
Colorado	30	30	60

Officials: Jo DeRosa, Deron White, Justin Van Duyn
 Technicals: none. Attendance: 9,823. Fouled out: None.

Game #29 (Mar. 7)
Oregon at Colorado
Boulder, Colo.

OREGON (23-7, 12-5)

Player	FGs	3-pt	FT	O-D-	R	F	TP	A	TO	B	S	Min	
Kazemi	f	3-4	0-0	4-9	1-5	6	1	10	1	1	0	1	27
Singler	f	1-5	0-2	0-0	0-3	3	1	2	1	0	1	0	29
Woods	c	1-4	0-0	1-2	1-1	2	4	3	0	1	1	0	15
Loyd	g	4-8	1-2	1-2	0-3	3	2	10	2	3	0	1	26
Dotson	g	2-9	0-3	1-4	0-1	1	1	5	1	1	0	0	25
Artis	g	1-3	1-2	0-0	0-1	1	2	3	1	4	0	0	14
Baker	g	0-0	0-0	0-0	0-0	0	0	0	0	0	0	0	2
Austin	g	0-4	0-0	1-2	1-3	4	3	1	0	1	0	2	16
Carter	g	5-6	0-0	0-0	4-2	6	3	10	0	1	0	2	17
Emory	g	4-13	0-3	1-3	2-3	5	4	9	1	2	0	0	29
Team				0-4		4							
Totals		21-56	2-12	9-22	9-26	35	22	53	7	15	3	5	200

FG% 1st Hlf 7-26 26.9% 2nd Hlf 14-30 46.7% Game 21-56 37.5%
 3FG% 1st Hlf 1-8 12.5% 2nd Hlf 1-4 25.0% Game 2-12 16.7%
 FT % 1st Hlf 6-15 40.0% 2nd Hlf 3-7 42.9% Game 9-22 40.9%
 deadball rebounds: 6

COLORADO (20-9, 10-7)

Player	FGs	3-pt	FT	O-D-
--------	-----	------	----	------

COLORADO - PLAYER GAME HIGHS

POINTS29..... Spencer Dinwiddie vs. Colorado State (12/5/12)
24..... Andre Roberson at Stanford (2/27/13)
24..... Spencer Dinwiddie vs. Arizona State (2/16/13)
24..... Spencer Dinwiddie at Oregon State (2/10/13)
24..... Spencer Dinwiddie at Wyoming (12/1/12)
24..... Spencer Dinwiddie vs. Texas Southern (11/27/12)
23..... Askia Booker vs. Murray State (11/18/12)
22..... Xavier Johnson vs. Oregon (3/7/13)
21..... Spencer Dinwiddie vs. Arizona (2/14/13)
20..... Askia Booker vs. California (1/27/13)
20..... Josh Scott vs. Air Force (11/25/12)

FG MADE.....10..... Askia Booker vs. Murray State (11/18/12)
9..... Andre Roberson at Stanford (2/27/13)
9..... Spencer Dinwiddie, UCLA (1/12/13)
9..... Josh Scott at Kansas (12/8/12)

FG ATTEMPTS.....20..... Spencer Dinwiddie at Arizona State (1/6)
18..... Askia Booker vs. Murray State (11/18/12)
18..... Askia Booker vs. Baylor (11/16/12)

FG % (min. 7).....1.000 (7-7) Xavier Johnson vs. Oregon (3/7/13)
88.9 (8-9) Askia Booker vs. No. Arizona (12/21/12)
80.0 (8-10) Spencer Dinwiddie vs. Colo. State (12/5/12)
72.7 (8-11) Andre Roberson vs. Air Force (11/25/12)

3 PT FG MADE.....5..... Spencer Dinwiddie vs. Colorado State (12/5/12)
4..... Xavier Johnson vs. Arizona (2/14/13)
4..... Askia Booker vs. California (1/27/13)
4..... Askia Booker at Arizona (1/3/13)
4..... Spencer Dinwiddie at Wyoming (12/1/12)

3 PT FG ATT.....9..... Spencer Dinwiddie at Wyoming (12/1/12)
8..... Spencer Dinwiddie at Arizona State (1/6)
8..... Askia Booker vs. Texas Southern (11/27/12)

3 PT FG %.....1.000 (4-4) Spencer Dinwiddie at Oregon St. (2/10)
1.000 (3-3) Sabatino Chen vs. Utah (2/21)
1.000 (3-3) Xavier Johnson vs. No. Arizona (12/21)
1.000 (3-3) Spencer Dinwiddie vs. AFA (11/25/12)
80.0 (4-5) Xavier Johnson vs. Arizona (2/14/13)

FT MADE.....16..... Spencer Dinwiddie vs. Texas Southern (11/27/12)
14..... Spencer Dinwiddie vs. Arizona State (2/16/13)
12..... Spencer Dinwiddie vs. Murray State (11/18/12)

FT ATTEMPTS.....18..... Spencer Dinwiddie vs. Texas Southern (11/27/12)
14..... Spencer Dinwiddie vs. Arizona State (2/16/13)
12..... Spencer Dinwiddie vs. Murray State (11/18/12)
 FT %.....1.000 (14-14) S. Dinwiddie vs. Arizona St. (2/16/13)
1.000 (9-9) Spencer Dinwiddie vs. Arizona (2/14/13)
1.000 (8-8) Spencer Dinwiddie at Oregon St. (2/10)

REBOUNDS20..... Andre Roberson vs. Stanford(1/24/13)
20..... Andre Roberson at Fresno State (12/12/12)
15..... Andre Roberson vs. Arizona State (2/16/13)

ASSISTS.....7..... Spencer Dinwiddie vs. Arizona (2/14/13)
6..... Spencer Dinwiddie vs. Oregon (3/7/13)
5..... Askia Booker at Arizona (1/3/13)
5..... Spencer Dinwiddie vs. Northern Ariz. (12/21)
5..... Askia Booker vs. Air Force (11/25/12)

STEALS.....5..... Spencer Dinwiddie vs. Oregon State (3/9/13)
5..... Andre Roberson at Oregon State (2/10)
5..... Spencer Dinwiddie vs. USC (1/10/13)

BLOCKED SHOTS.....3..... Xavier Johnson vs. Oregon State (3/9/13)
3..... Andre Roberson vs. Stanford (1/24)
3..... Andre Roberson at Washington (1/16/13)
3..... Andre Roberson vs. Hartford (12/29/12)

TURNOVERS.....6..... Andre Roberson vs. Dayton (11/15/12)

FOULS.....5..... 12 times

OPPONENT - PLAYER GAME HIGHS

POINTS39..... Omar Strong, Texas Southern (11/27/12)
25..... C.J. Wilcon, Washington (1/16/13)

FG MADE.....13..... Omar Strong, Texas Southern (11/27/12)
11..... Travis Wear, UCLA (Jan. 12, 2013)

FG ATTEMPTS.....29..... Omar Strong, Texas Southern (11/27/12)
24..... Karl Cochran, Wofford (11/9/12)

FG %.....1.000 (7-7) Corey Jefferson, Baylor (11/16/12)
889 (8-9) Kevin Young, Kansas (12/8/12)

3-PT FG MADE.....9..... Omar Strong, Texas Southern (11/27/12)
6..... Karl Cochran, Wofford (11/9/12)

3 PT FG ATT.....21..... Omar Strong, Texas Southern (11/27/12)
15..... Karl Cochran, Wofford (11/9/12)

3 PT FG %.....1.000 (2-2) Khari Price, Dayton (11/15/12)
750 (3-4) Daniel Bejarano, Colorado State (12/5/12)

FT MADE.....10..... Mark Lyons, Arizona (1/3)
10..... Ben McLemore, Kansas (12/8/12)

FT ATTEMPTS.....11..... Ahmad Starks, Oregon State (2/10)
11..... Ben McLemore, Kansas (12/8/12)
10..... Mark Lyons, Arizona (1/3)
10..... Derrious Gilmore, Wyoming (12/1/12)

FT % (min 6).....1.000 (10-10) Mark Lyons, Arizona (1/3)
1.000 (6-6) Dorian Green, Colorado State (12/5/12)

REBOUNDS14..... Colton Iverson, Colorado State (12/5/12)
12..... Joe Burton, Oregon State (2/10/13)
12..... Desmond Simmons, Washington (1/16/13)
12..... Devin Oliver, Dayton (11/15/12)

ASSISTS.....7..... Stacy Wilson, Murray State (11/18/12)
6..... Aaron Bright, Stanford (2/27/13)
6..... David Kravish, California (1/27/13)
6..... Travis Releford, Kansas (12/8/12)

STEALS.....4..... Jonathan Gilling, Arizona State (2/16/13)
4..... Aleen Crabb, California (1/27/13)
4..... Larry Drew II, UCLA (Jan. 12, 2013)

BLOCKED SHOTS.....9..... Jordan Bachynski, Arizona State (1/6)

TURNOVERS.....6..... 10 times, E.J. Singler, Oregon (2/17/13)

FOULS.....5..... 9 times, recent: Tyrone Wallace, Cal (1/27/13)

COLORADO - GAME HIGHS

POINTS 98vs. Northern Arizona (12/21/12)
 89vs. Air Force (11/25/12)
 85vs. Texas Southern (11/27/12)

FG MADE 40vs. Northern Arizona (12/21/12)
 30Stanford (1/24), Air Force (11/25/12)

FG ATTEMPTS..... 68at Arizona State (1/6)
 65at California (3/2/13)

FG %......667 (40-60) vs. Northern Arizona (12/21/12)
596 (28-47) vs. California (1/27/13)
566 (30-53) vs. Air Force (11/25/12)

3 PT FG MADE 11vs. Northern Arizona (12/21/12)
 10at Arizona (1/3/13)

3 PT FG ATT 24Utah (2/21/13)
 21Oregon State (3/9/13), Cal (3/2/13)
 at Arizona (1/3/13), at Wyoming (12/1)

3 PT FG %550 (11-20) vs. Northern Arizona (12/21/12)
538 (7-13) vs. Air Force (11/25/12)

FT MADE 33vs. Texas Southern (11/27/12)
 28vs. Wofford (11/9/12)

FT ATTEMPTS..... 44vs. Texas Southern (11/27/12)
 36Murray State (11/18), Wofford (11/9)

FT %......909 (10-11) Oregon State (3/9/13)
889 (16-18) vs. Arizona State (2/16/13)

REBOUNDS 52Hartford (12/29/12)
 48Stanford (1/24)

ASSISTS..... 24vs. Northern Arizona (12/21/12)
 15vs. Hartford (12/29/12)

STEALS..... 15USC (Jan. 10, 2013)

BLOCKED SHOTS..... 9vs. Texas-Pan American (12/20/11)
 8vs. Murray State (11/18/12)

TURNOVERS..... 21vs. Hartford (12/29/12)
 20vs. California (1/27/13)

FOULS..... 27at Wyoming (12/1/12)
 26at Arizona (1/3/13)

COLORADO - GAME LOWS

POINTS 46at California (3/2/13)
 48at Oregon (2/7/13)

FG MADE 15at California (3/2/13)
 18at Fresno State (12/1/12)

FG ATTEMPTS..... 44at Washington State (1/19/13)

FG %......231 (15-65) at California (3/2/13)

3 PT FG MADE 1at Washington (1/16), at WSU (1/19)
 2three times

3 PT FG ATT 4at Fresno State (12/1/12)
 9at Washington State (1/19/13)

3 PT FG %105 (2-19) at Arizona State (1/6)
100 (1-10) at Washington (1/16/13)

FT MADE 4vs. Baylor (11/16/12)
 6at Oregon (2/7), at Arizona State (1/6)

FT ATTEMPTS..... 11Oregon State (3/9/13)

FT %......222 (4-18) vs. Baylor (11/16/12)
467 (7-15) vs. Northern Arizona (12/21/12)

REBOUNDS 30at Oregon State (2/10), USC (Jan. 10),
 Colorado State (12/5/12)

ASSISTS..... 6at Cal (3/2), Utah (2/21), at Utah (2/2),
 at Washington (1/16), Murray State (11/18), Baylor (11/16)

STEALS..... 2at Washington (1/16/13)

BLOCKED SHOTS..... 0UCLA (Jan. 12), at Wyoming (12/1/12)

TURNOVERS..... 6at California (3/2/13)

FOULS..... 7at Oregon (2/7/13)
 10USC (1/10/13)

OPPONENT - GAME HIGHS

POINTS 93Arizona (1/3/13)
 90Kansas (12/8/12)
 80Texas Southern (11/27/12)

FG MADE..... 34Kansas (12/8/12)
 31UCLA (1/10)

FG ATTEMPTS..... 73Texas Southern (11/27/12)
 62California (1/27/13)

FG %......548 (34-62) Kansas (12/8/12)
517 (31-60) UCLA (Jan. 10, 2013)

3-PT FG MADE..... 13Hartford (12/29), Wofford (11/9/12)
 12TX Southern (11/27); Air Force (11/25)

3 PT FG ATT 37Texas Southern (11/27/12)
 35Wofford (11/9/12)

3 PT FG %450 (9-20) Oregon State (2/10/13)
429 (6-14) Oregon State (3/9/13)

FT MADE 28Arizona (1/3/13)
 FT ATTEMPTS..... 36Arizona (1/3/13)
 33Arizona State (1/6), Wyoming (12/1/12)

FT %......1.000 (10-10) California (3/2/13)
875 (7-8) Oregon State (2/10)

REBOUNDS 46California (3/2/13)
 45Texas Southern (11/27/12)
 44at Arizona (1/3/13)

ASSISTS..... 23Kansas (12/8/12)
 14Murray State (11/18/12)

STEALS..... 16California (1/27)

BLOCKED SHOTS..... 13Arizona State (1/6)
 8Kansas (12/8/12)

TURNOVERS..... 23USC (1/10/13)
 21Oregon State (2/10)

FOULS..... 30Texas Southern (11/27/12)
 27Murray State (11/18/12)

OPPONENT - GAME LOWS

POINTS 43Fresno State (12/12/12)
 47Oregon (2/7/13)

FG MADE..... 16Fresno State (12/12/12)
 19Utah (2/21/13)
 19Hartford (12/29/12)
 19Northern Arizona (12/21/12)

FG ATTEMPTS..... 47Arizona State (1/6)
 48at Oregon (2/7), Utah (2/2)

FG %......296 (16-54) Fresno State (12/12/12)
328 (21-64) Dayton (11/15/12)

3-PT FG MADE..... 0California (3/2/13)

3 PT FG ATT 6California (3/2/13)

3 PT FG %000 (0-6) California (3/2/13)
188 (3-16) Baylor (11/16/12)

FT MADE 1Hartford (12/29/12)
 2Oregon (2/7), Wofford (11/9)

FT ATTEMPTS..... 2Wofford (11/9/12)

FT %......250 (1-4) Hartford (12/29/12)
533 (8-15) Murray State (11/18/12)

REBOUNDS 19Air Force (11/25/12)
 21Hartford (12/29/12)

ASSISTS..... 6at WSU (1/19) Northern Arizona (12/21)
 6Colorado State (12/5/12)

STEALS..... 3Utah (2/2),
 Arizona State (1/6), Wofford (11/9/12)

BLOCKED SHOTS..... 0California (1/27/13)

TURNOVERS..... 6Air Force (11/25/12)

FOULS..... 11Oregon State (3/9/13)
 11California (3/2/13)
 11Northern Arizona (12/21/12)

2012-2013 Colorado Basketball Statistics
Colorado Combined Team Statistics (as of Mar 09, 2013)
All games

RECORD:	OVERALL	HOME	AWAY	NEUTRAL
ALL GAMES	20-10	12-3	5-7	3-0
CONFERENCE	10-8	6-3	4-5	0-0
NON-CONFERENCE	10-2	6-0	1-2	3-0

#	Player	gp-gs	min	avg	Total		3-Point		F-Throw		Rebounds					pts	avg								
					fg-fga	fg%	3fg-fga	3fg%	ft-fa	ft%	off	def	tot	avg	pf			dq	a	to	blk	stl			
25	Dinwiddie, Spencer	30-30	977	32.6	121-282	.429	43-123	.350	176-214	.822	9	93	102	3.4	58	0	91	65	16	40	461	15.4			
00	Booker, Askia	30-30	961	32.0	142-385	.369	42-138	.304	51-75	.680	15	94	109	3.6	57	2	67	62	0	39	377	12.6			
21	Roberson, Andre	28-27	943	33.7	118-245	.482	18-55	.327	47-87	.540	83	238	321	11.5	69	4	40	66	38	63	301	10.8			
40	Scott, Josh	28-27	794	28.4	116-238	.487	1-1	1.000	67-89	.753	75	76	151	5.4	60	1	19	33	18	13	300	10.7			
02	Johnson, Xavier	30-15	702	23.4	94-183	.514	23-54	.426	50-89	.562	51	94	145	4.8	86	3	11	56	14	7	261	8.7			
23	Chen, Sabatino	30-20	730	24.3	53-129	.411	14-47	.298	20-34	.588	24	46	70	2.3	43	1	39	30	3	26	140	4.7			
31	Adams, Jeremy	27-0	269	10.0	21-51	.412	7-13	.538	17-29	.586	15	22	37	1.4	25	0	4	16	1	7	66	2.4			
03	Talton, Xavier	29-0	217	7.5	17-34	.500	6-12	.500	4-9	.444	3	14	17	0.6	13	0	13	16	0	6	44	1.5			
15	Harris-Tunks, Shane	29-1	252	8.7	14-38	.368	0-1	.000	11-24	.458	14	30	44	1.5	34	0	4	21	3	5	39	1.3			
05	Stalzer, Eli	24-0	225	9.4	12-31	.387	6-21	.286	6-9	.667	3	18	21	0.9	25	1	12	21	2	6	36	1.5			
14	Gamble, Beau	5-0	12	2.4	3-9	.333	1-5	.200	0-0	.000	0	3	3	0.6	0	0	2	0	0	1	7	1.4			
32	Mills, Ben	6-0	18	3.0	3-5	.600	0-0	.000	0-0	.000	1	9	10	1.7	0	0	1	2	0	1	6	1.0			
Team											47	37	84												12
Total.....		30	6100		714-1630	.438	161-470	.343	449-659	.681	340	774	1114	37.1	470	12	303	400	95	214	2038	67.9			
Opponents.....		30	6100		702-1746	.402	200-617	.324	290-425	.682	339	682	1021	34.0	543	-	324	393	111	201	1894	63.1			

TEAM STATISTICS	COLO	OPP	Date	Opponent	Score	Att.
SCORING	2038	1894	11/09/12	WOFFORD	w 74-59	10611
Points per game	67.9	63.1	^ 11/15/12	vs Dayton	w 67-57	1381
Scoring margin	+4.8	-	^ 11/16/12	vs Baylor	w 60-58	3177
FIELD GOALS-ATT	714-1630	702-1746	^ 11/18/12	vs Murray State	w 81-74	3291
Field goal pct	.438	.402	11/25/12	AIR FORCE	w 89-74	10607
3 POINT FG-ATT	161-470	200-617	11/27/12	TEXAS SOUTHERN	Wo2 85-80	8325
3-point FG pct	.343	.324	12/01/12	at Wyoming	L 69-76	8240
3-pt FG made per game	5.4	6.7	12/05/12	COLORADO STATE	w 70-61	11708
FREE THROWS-ATT	449-659	290-425	12/08/12	at Kansas	L 54-90	16300
Free throw pct	.681	.682	12/12/12	at Fresno State	w 50-43	6599
F-Throws made per game	15.0	9.7	12/21/12	NORTHERN ARIZONA	w 98-51	10034
REBOUNDS	1114	1021	12/29/12	HARTFORD	w 80-52	10228
Rebounds per game	37.1	34.0	* 01/03/13	at Arizona	Lot 83-92	14545
Rebounding margin	+3.1	-	* 01/06/13	at Arizona State	L 56-65	6298
ASSISTS	303	324	* 01/10/13	USC	w 66-60	10344
Assists per game	10.1	10.8	* 01/12/13	UCLA	L 75-78	9696
TURNOVERS	400	393	* 01/16/13	at Washington	L 54-64	8184
Turnovers per game	13.3	13.1	* 01/19/13	at Washington State	w 58-49	5418
Turnover margin	-0.2	-	* 01/24/13	STANFORD	w 75-54	11212
Assist/turnover ratio	0.8	0.8	* 01/27/13	CALIFORNIA	w 81-71	10132
STEALS	214	201	* 02/02/13	at Utah	L 55-58	10977
Steals per game	7.1	6.7	* 02/07/13	at Oregon	w 48-47	8862
BLOCKS	95	111	* 02/10/13	at Oregon State	w 72-68	4819
Blocks per game	3.2	3.7	* 02/14/13	ARIZONA	w 71-58	11120
ATTENDANCE	155884	113165	* 02/16/13	ARIZONA STATE	Lot 62-63	10926
Home games-Avg/Game	15-10392	12-8776	* 02/21/13	UTAH	w 60-50	9823
Neutral site-Avg/Game	-	3-2616	* 02/27/13	at Stanford	w 65-63	4395
Score by Periods	1st	2nd	OT	OT2	Totals	
Colorado	961	1040	23	14	2038	
Opponents	826	1026	33	9	1894	

* Pac-12 Conference
^ Charleston (S.C.) Classic

2012-2013 Colorado Basketball Statistics
Colorado Combined Team Statistics (as of Mar 09, 2013)
Conference games

RECORD:	OVERALL	HOME	AWAY	NEUTRAL
ALL GAMES	10-8	6-3	4-5	0-0
CONFERENCE	10-8	6-3	4-5	0-0
NON-CONFERENCE	0-0	0-0	0-0	0-0

#	Player	gp-gs	min	avg	Total		3-Point		F-Throw		Rebounds					pts	avg								
					fg-fga	fg%	3fg-fga	3fg%	ft-fa	ft%	off	def	tot	avg	pf			dq	a	to	blk	stl			
25	Dinwiddie, Spencer	18-18	608	33.8	78-194	.402	23-80	.288	109-127	.858	5	47	52	2.9	41	0	58	35	7	27	288	16.0			
00	Booker, Askia	18-18	577	32.1	74-226	.327	21-83	.253	30-40	.750	9	56	65	3.6	36	2	40	36	0	22	199	11.1			
02	Johnson, Xavier	18-15	479	26.6	68-133	.511	17-40	.425	32-55	.582	39	63	102	5.7	50	1	6	33	8	6	185	10.3			
21	Roberson, Andre	16-15	555	34.7	62-138	.449	11-38	.289	21-36	.583	46	130	176	11.0	40	1	17	40	20	37	156	9.8			
40	Scott, Josh	16-15	456	28.5	58-125	.464	0-0	.000	26-34	.765	40	40	80	5.0	30	0	13	16	8	7	142	8.9			
23	Chen, Sabatino	18-8	454	25.2	36-91	.396	12-35	.343	7-15	.467	16	29	45	2.5	28	0	23	18	1	18	91	5.1			
31	Adams, Jeremy	17-0	184	10.8	15-37	.405	5-10	.500	8-17	.471	10	16	26	1.5	17	0	1	8	1	3	43	2.5			
03	Talton, Xavier	17-0	106	6.2	8-14	.571	3-5	.600	1-3	.333	0	6	6	0.4	3	0	7	8	0	3	20	1.2			
15	Harris-Tunks, Shane	17-1	146	8.6	6-18	.333	0-0	.000	4-14	.286	7	17	24	1.4	24	0	3	9	2	2	16	0.9			
05	Stalzer, Eli	12-0	80	6.7	5-12	.417	1-7	.143	4-6	.667	2	6	8	0.7	10	0	4	8	1	2	15	1.3			
32	Mills, Ben	3-0	3	1.0	2-2	1.000	0-0	.000	0-0	.000	0	2	2	0.7	0	0	0	0	0	0	4	1.3			
14	Gamble, Beau	2-0	2	1.0	1-3	.333	0-0	.000	0-0	.000	0	1	1	0.5	0	0	1	0	0	1	2	1.0			
Team											32	18	50												6
Total.....		18	3650		413-993	.416	93-298	.312	242-347	.697	206	431	637	35.4	279	4	173	217	48	128	1161	64.5			
Opponents.....		18	3650		421-1025	.411	100-312	.321	177-254	.697	207	419	626	34.8	297	-	195	233	66	108	1119	62.2			

TEAM STATISTICS	COLO	OPP	Date	Opponent	Score	Att.
SCORING	1161	1119	* 01/03/13	at Arizona	Lot 83-92	14545
Points per game	64.5	62.2	* 01/06/13	at Arizona State	L 56-65	6298
Scoring margin	+2.3	-	* 01/10/13	USC	W 66-60	10344
FIELD GOALS-ATT	413-993	421-1025	* 01/12/13	UCLA	L 75-78	9696
Field goal pct	.416	.411	* 01/16/13	at Washington	L 54-64	8184
3 POINT FG-ATT	93-298	100-312	* 01/19/13	at Washington State	W 58-49	5418
3-point FG pct	.312	.321	* 01/24/13	STANFORD	W 75-54	11212
3-pt FG made per game	5.2	5.6	* 01/27/13	CALIFORNIA	W 81-71	10132
FREE THROWS-ATT	242-347	177-254	* 02/02/13	at Utah	L 55-58	10977
Free throw pct	.697	.697	* 02/07/13	at Oregon	W 48-47	8862
F-Throws made per game	13.4	9.8	* 02/10/13	at Oregon State	W 72-68	4819
REBOUNDS	637	626	* 02/14/13	ARIZONA	W 71-58	11120
Rebounds per game	35.4	34.8	* 02/16/13	ARIZONA STATE	Lot 62-63	10926
Rebounding margin	+0.6	-	* 02/21/13	UTAH	W 60-50	9823
ASSISTS	173	195	* 02/27/13	at Stanford	W 65-63	4395
Assists per game	9.6	10.8	* 03/02/13	at California	L 46-62	10679
TURNOVERS	217	233	* 03/07/13	OREGON	W 76-53	11013
Turnovers per game	12.1	12.9	* 03/09/13	OREGON STATE	L 58-64	10105
Turnover margin	+0.9	-				
Assist/turnover ratio	0.8	0.8	* Pac-12 Conference			
STEALS	128	108	^ Charleston (S.C.) Classic			
Steals per game	7.1	6.0				
BLOCKS	48	66				
Blocks per game	2.7	3.7				
ATTENDANCE	94371	74177				
Home games-Avg/Game	9-10486	9-8242				
Neutral site-Avg/Game	-	0-0				

Score by Periods	1st	2nd	OT	Totals
Colorado	545	605	11	1161
Opponents	487	611	21	1119

2012-2013 Colorado Basketball Statistics
Colorado Combined Team Statistics (as of Mar 09, 2013)
last 5 games

RECORD:	OVERALL	HOME	AWAY	NEUTRAL
ALL GAMES	3-2	2-1	1-1	0-0
CONFERENCE	3-2	2-1	1-1	0-0
NON-CONFERENCE	0-0	0-0	0-0	0-0

##	Player	gp-gs	min	avg	Total		3-Point		F-Throw		Rebounds				pf	dq	a	to	blk	stl	pts	avg		
					fg-fga	fg%	3fg-fga	3fg%	ft-fa	ft%	off	def	tot	avg										
25	Dinwiddie, Spencer	5-5	172	34.4	18-62	.290	7-29	.241	33-38	.868	4	22	26	5.2	10	0	16	8	3	12	76	15.2		
02	Johnson, Xavier	5-5	141	28.2	19-37	.514	7-12	.583	10-17	.588	12	15	27	5.4	13	0	0	7	5	1	55	11.0		
21	Roberson, Andre	3-3	111	37.0	18-33	.545	2-11	.182	5-7	.714	10	16	26	8.7	6	0	2	6	3	8	43	14.3		
00	Booker, Askia	5-5	144	28.8	15-56	.268	4-24	.167	3-6	.500	1	15	16	3.2	8	0	9	8	0	7	37	7.4		
23	Chen, Sabatino	5-4	140	28.0	13-33	.394	5-12	.417	2-3	.667	6	10	16	3.2	10	0	5	5	0	2	33	6.6		
31	Adams, Jeremy	5-0	93	18.6	10-20	.500	3-5	.600	5-8	.625	6	8	14	2.8	10	0	1	4	1	2	28	5.6		
40	Scott, Josh	3-2	77	25.7	5-20	.250	0-0	.000	4-4	1.000	9	16	25	8.3	4	0	2	2	2	0	14	4.7		
15	Harris-Tunks, Shane	5-1	47	9.4	4-6	.667	0-0	.000	2-4	.500	1	4	5	1.0	8	0	1	5	0	1	10	2.0		
03	Talton, Xavier	5-0	48	9.6	2-7	.286	1-3	.333	0-0	.000	0	3	3	0.6	0	0	3	3	0	0	5	1.0		
05	Stalzer, Eli	4-0	24	6.0	1-5	.200	0-4	.000	0-0	.000	2	2	4	1.0	2	0	2	2	0	2	2	0.5		
14	Gamble, Beau	1-0	1	1.0	1-3	.333	0-0	.000	0-0	.000	0	1	1	1.0	0	0	0	0	0	1	2	2.0		
32	Mills, Ben	1-0	2	2.0	0-0	.000	0-0	.000	0-0	.000	0	1	1	1.0	0	0	0	0	0	0	0	0.0		
Team											8	3	11											
Total.....		5	1000		106-282	.376	29-100	.290	64-87	.736	59	116	175	35.0	71	0	41	53	14	36	305	61.0		
Opponents.....		5	1000		114-277	.412	25-72	.347	39-56	.696	55	126	181	36.2	77	-	55	67	17	24	292	58.4		

TEAM STATISTICS	COLO	OPP	Date	Opponent	Score	Att.
SCORING	305	292	* 02/21/13	UTAH	w 60-50	9823
Points per game	61.0	58.4	* 02/27/13	at Stanford	w 65-63	4395
Scoring margin	+2.6	-	* 03/02/13	at California	L 46-62	10679
FIELD GOALS-ATT	106-282	114-277	* 03/07/13	OREGON	w 76-53	11013
Field goal pct	.376	.412	* 03/09/13	OREGON STATE	L 58-64	10105
3 POINT FG-ATT	29-100	25-72	* Pac-12 Conference			
3-point FG pct	.290	.347	^ Charleston (S.C.) Classic			
3-pt FG made per game	5.8	5.0				
FREE THROWS-ATT	64-87	39-56				
Free throw pct	.736	.696				
F-Throws made per game	12.8	7.8				
REBOUNDS	175	181				
Rebounds per game	35.0	36.2				
Rebounding margin	-1.2	-				
ASSISTS	41	55				
Assists per game	8.2	11.0				
TURNOVERS	53	67				
Turnovers per game	10.6	13.4				
Turnover margin	+2.8	-				
Assist/turnover ratio	0.8	0.8				
STEALS	36	24				
Steals per game	7.2	4.8				
BLOCKS	14	17				
Blocks per game	2.8	3.4				
ATTENDANCE	30941	15074				
Home games-Avg/Game	3-10314	2-7537				
Neutral site-Avg/Game	-	0-0				

Score by Periods	1st	2nd	Totals
Colorado	147	158	305
Opponents	132	160	292

2012-2013 Colorado Basketball Statistics
Colorado Game-by-Game Highs (as of Mar 09, 2013)
All games

<u>Opponent</u>	<u>Date</u>	<u>Score</u>	<u>Points</u>	<u>Rebounds</u>	<u>Assists</u>	<u>Steals</u>	<u>Blocked shots</u>
WOFFORD	11/09/12	74-59	14-Scott, Josh	8-Johnson, Xavier	4-Dinwiddie, Spencer	3-Roberson, Andre	2-Dinwiddie, Spencer Roberson, Andre
vs Dayton	11/15/12	67-57	16-Booker, Askia	14-Roberson, Andre	4-Booker, Askia Roberson, Andre	4-Roberson, Andre	2-Dinwiddie, Spencer Johnson, Xavier Roberson, Andre
vs Baylor	11/16/12	60-58	19-Booker, Askia	12-Roberson, Andre	3-Booker, Askia	3-Booker, Askia	1-Roberson, Andre Dinwiddie, Spencer Johnson, Xavier
vs Murray State	11/18/12	81-74	23-Booker, Askia	9-Roberson, Andre	3-Dinwiddie, Spencer	4-Booker, Askia	1-Roberson, Andre
AIR FORCE	11/25/12	89-74	20-Scott, Josh	13-Roberson, Andre	5-Booker, Askia	2-Roberson, Andre	2-Roberson, Andre
TEXAS SOUTHERN	11/27/12	85-80	24-Dinwiddie, Spencer	12-Roberson, Andre Scott, Josh	4-Booker, Askia	2-Roberson, Andre	2-Dinwiddie, Spencer Roberson, Andre
at Wyoming	12/01/12	69-76	24-Dinwiddie, Spencer	12-Roberson, Andre	4-Dinwiddie, Spencer	2-Roberson, Andre	None
COLORADO STATE	12/05/12	70-61	29-Dinwiddie, Spencer	14-Roberson, Andre	3-Dinwiddie, Spencer	3-Roberson, Andre	2-Roberson, Andre
at Kansas	12/08/12	54-90	19-Scott, Josh	11-Roberson, Andre	3-Talton, Xavier	2-Scott, Josh Talton, Xavier Roberson, Andre	2-Roberson, Andre
at Fresno State	12/12/12	50-43	17-Roberson, Andre	20-Roberson, Andre	3-Chen, Sabatino Roberson, Andre	2-Booker, Askia	1-Scott, Josh Johnson, Xavier
NORTHERN ARIZONA	12/21/12	98-51	17-Johnson, Xavier Booker, Askia	8-Roberson, Andre	5-Dinwiddie, Spencer	4-Dinwiddie, Spencer	2-Scott, Josh
HARTFORD	12/29/12	80-52	21-Scott, Josh	14-Roberson, Andre	6-Dinwiddie, Spencer	3-Stalzer, Eli	3-Roberson, Andre
at Arizona	01/03/13	83-92	18-Booker, Askia	11-Roberson, Andre	5-Booker, Askia	2-Johnson, Xavier	1-Scott, Josh
at Arizona State	01/06/13	56-65	19-Dinwiddie, Spencer	13-Roberson, Andre	4-Dinwiddie, Spencer	3-Dinwiddie, Spencer	1-Roberson, Andre
USC	01/10/13	66-60	14-Scott, Josh	8-Roberson, Andre	2-Dinwiddie, Spencer Booker, Askia	5-Dinwiddie, Spencer	1-Johnson, Xavier Roberson, Andre Harris-Tunks, Shane
UCLA	01/12/13	75-78	23-Dinwiddie, Spencer	12-Roberson, Andre	3-Chen, Sabatino	2-Roberson, Andre Chen, Sabatino	None
at Washington	01/16/13	54-64	15-Dinwiddie, Spencer	11-Roberson, Andre	3-Booker, Askia	1-Roberson, Andre Booker, Askia	3-Roberson, Andre
at Washington State	01/19/13	58-49	16-Dinwiddie, Spencer	7-Roberson, Andre Booker, Askia	4-Booker, Askia	2-Roberson, Andre	2-Roberson, Andre
STANFORD	01/24/13	75-54	13-Booker, Askia	20-Roberson, Andre	4-Dinwiddie, Spencer	3-Roberson, Andre Booker, Askia	3-Roberson, Andre
CALIFORNIA	01/27/13	81-71	20-Booker, Askia	12-Johnson, Xavier	4-Dinwiddie, Spencer	1-Chen, Sabatino Dinwiddie, Spencer Scott, Josh Booker, Askia	1-Roberson, Andre
at Utah	02/02/13	55-58	18-Dinwiddie, Spencer	12-Roberson, Andre	3-Dinwiddie, Spencer	4-Roberson, Andre	2-Roberson, Andre
at Oregon	02/07/13	48-47	10-Roberson, Andre	13-Roberson, Andre	4-Dinwiddie, Spencer	2-Chen, Sabatino Scott, Josh Roberson, Andre	1-Chen, Sabatino Dinwiddie, Spencer
at Oregon State	02/10/13	72-68	24-Dinwiddie, Spencer	10-Roberson, Andre	4-Dinwiddie, Spencer	5-Roberson, Andre	2-Scott, Josh
ARIZONA	02/14/13	71-58	21-Dinwiddie, Spencer	13-Roberson, Andre	7-Dinwiddie, Spencer	3-Booker, Askia	1-Scott, Josh Roberson, Andre
ARIZONA STATE	02/16/13	62-63	24-Dinwiddie, Spencer	15-Roberson, Andre	3-Dinwiddie, Spencer	3-Roberson, Andre	2-Roberson, Andre
UTAH	02/21/13	60-50	13-Dinwiddie, Spencer	13-Roberson, Andre	3-Dinwiddie, Spencer	4-Roberson, Andre	2-Roberson, Andre
at Stanford	02/27/13	65-63	24-Roberson, Andre	8-Roberson, Andre	3-Booker, Askia	3-Dinwiddie, Spencer	1-Roberson, Andre Dinwiddie, Spencer
at California	03/02/13	46-62	14-Johnson, Xavier	11-Scott, Josh	4-Dinwiddie, Spencer	3-Roberson, Andre	1-Johnson, Xavier
OREGON	03/07/13	76-53	22-Johnson, Xavier	8-Scott, Josh	6-Dinwiddie, Spencer	2-Booker, Askia	1-Scott, Josh
OREGON STATE	03/09/13	58-64	18-Dinwiddie, Spencer	7-Johnson, Xavier	3-Booker, Askia	5-Dinwiddie, Spencer	3-Johnson, Xavier

2012-2013 Colorado Basketball Statistics
Colorado Points-Rebounds-Assists (as of Mar 09, 2013)
All games

Opponent	Date	Score	00		02		03		05		14		15		21	
			BOOKER,ASK	JOHNSON,XA	TALTON,XAV	STALZER,EL	GAMBLE,BEA	HARRIS-TUN	ROBERSON,A							
WOFFORD	11/09/12	74-59	w	13-3-0	5-8-1	2-1-0	5-3-1	DNP	6-2-1	7-6-2						
vs Dayton	11/15/12	67-57	w	16-4-4	15-3-1	0-0-0	3-0-0	DNP	0-2-0	6-14-4						
vs Baylor	11/16/12	60-58	w	19-1-3	7-6-1	0-1-0	3-0-0	DNP	0-4-0	7-12-1						
vs Murray State	11/18/12	81-74	w	23-2-2	2-1-0	0-0-0	0-0-0	DNP	0-0-0	16-9-1						
AIR FORCE	11/25/12	89-74	w	15-7-5	7-1-0	2-3-0	6-1-0	DNP	2-2-0	18-13-3						
TEXAS SOUTHERN	11/27/12	85-80	w	15-6-4	6-5-0	2-1-0	0-0-1	DNP	0-1-0	11-12-0						
at Wyoming	12/01/12	69-76	L	6-2-2	6-3-0	7-1-0	3-4-1	DNP	0-0-0	16-12-2						
COLORADO STATE	12/05/12	70-61	w	6-3-2	5-2-0	0-0-1	0-1-0	DNP	7-1-0	15-14-2						
at Kansas	12/08/12	54-90	L	15-4-1	1-4-0	4-1-3	1-0-0	0-0-0	1-2-0	8-11-1						
at Fresno State	12/12/12	50-43	w	14-4-1	1-4-0	0-0-0	0-0-0	DNP	2-1-0	17-20-3						
NORTHERN ARIZONA	12/21/12	98-51	w	17-4-1	17-4-1	6-2-2	0-3-3	3-0-1	3-2-0	10-8-3						
HARTFORD	12/29/12	80-52	w	19-4-2	4-2-1	1-1-0	0-1-2	2-2-0	2-3-0	14-14-1						
at Arizona	01/03/13	83-92	L	18-3-5	13-6-1	0-0-0	DNP	DNP	0-0-0	9-11-2						
at Arizona State	01/06/13	56-65	L	13-4-2	4-4-0	0-0-0	0-0-0	DNP	0-2-0	5-13-1						
USC	01/10/13	66-60	w	12-2-2	7-3-1	2-0-1	3-0-0	DNP	1-4-0	11-8-1						
UCLA	01/12/13	75-78	L	18-3-1	8-2-0	DNP	DNP	DNP	1-0-0	5-12-2						
at Washington	01/16/13	54-64	L	9-7-3	9-4-0	0-0-0	3-1-0	DNP	0-3-0	10-11-1						
at Washington State	01/19/13	58-49	w	7-7-4	14-4-0	0-0-0	2-2-0	DNP	0-0-0	4-7-1						
STANFORD	01/24/13	75-54	w	13-4-3	11-3-0	0-1-0	1-0-0	0-0-1	0-1-0	12-20-2						
CALIFORNIA	01/27/13	81-71	w	20-4-3	18-12-0	0-0-0	2-1-0	DNP	2-2-1	15-5-1						
at Utah	02/02/13	55-58	L	8-3-1	6-10-1	2-0-0	0-0-1	DNP	0-2-0	10-12-0						
at Oregon	02/07/13	48-47	w	8-2-0	8-2-1	2-1-2	DNP	DNP	0-1-0	10-13-1						
at Oregon State	02/10/13	72-68	w	9-6-3	3-2-0	0-0-0	2-0-1	DNP	DNP	7-10-3						
ARIZONA	02/14/13	71-58	w	10-1-2	19-9-1	6-0-0	DNP	DNP	2-2-0	7-13-0						
ARIZONA STATE	02/16/13	62-63	L	17-3-2	10-14-1	3-1-1	DNP	DNP	0-2-1	8-15-0						
UTAH	02/21/13	60-50	w	8-4-1	6-5-0	0-1-1	0-0-0	DNP	2-0-0	10-13-0						
at Stanford	02/27/13	65-63	w	4-4-3	7-5-0	0-0-0	0-1-0	DNP	0-1-0	24-8-0						
at California	03/02/13	46-62	L	6-2-0	14-7-0	0-0-0	DNP	DNP	0-0-0	9-5-2						
OREGON	03/07/13	76-53	w	11-6-2	22-3-0	3-0-1	0-2-0	2-1-0	4-2-0	DNP						
OREGON STATE	03/09/13	58-64	L	8-0-3	6-7-0	2-2-1	2-1-2	DNP	4-2-1	DNP						

Opponent	Date	Score	23		25		31		32		40	
			CHEN,SABAT	DINWIDDIE,	ADAMS,JERE	MILLS,BEN	SCOTT,JOSH					
WOFFORD	11/09/12	74-59	w	9-1-0	13-5-4	DNP	DNP	14-6-1				
vs Dayton	11/15/12	67-57	w	2-1-3	12-5-1	DNP	DNP	13-5-0				
vs Baylor	11/16/12	60-58	w	4-4-1	11-6-0	0-0-0	DNP	9-3-0				
vs Murray State	11/18/12	81-74	w	8-5-0	14-4-3	5-3-0	DNP	13-6-0				
AIR FORCE	11/25/12	89-74	w	2-3-0	15-7-2	2-1-0	DNP	20-7-1				
TEXAS SOUTHERN	11/27/12	85-80	w	7-3-2	24-3-3	2-0-0	DNP	18-12-1				
at Wyoming	12/01/12	69-76	L	0-2-1	24-6-4	2-1-1	DNP	5-3-0				
COLORADO STATE	12/05/12	70-61	w	4-1-0	29-2-3	0-0-0	DNP	4-3-0				
at Kansas	12/08/12	54-90	L	0-0-0	4-0-2	1-2-1	0-0-0	19-4-0				
at Fresno State	12/12/12	50-43	w	4-1-3	1-0-0	0-1-0	DNP	11-8-0				
NORTHERN ARIZONA	12/21/12	98-51	w	6-3-3	15-6-5	8-1-1	2-5-1	11-4-3				
HARTFORD	12/29/12	80-52	w	3-1-3	11-6-6	3-2-0	0-3-0	21-10-0				
at Arizona	01/03/13	83-92	L	15-1-2	11-5-2	2-0-0	DNP	15-5-2				
at Arizona State	01/06/13	56-65	L	5-2-2	19-2-4	0-1-0	DNP	10-8-1				
USC	01/10/13	66-60	w	10-3-1	5-3-2	1-0-0	DNP	14-4-2				
UCLA	01/12/13	75-78	L	2-3-3	23-2-2	0-1-0	DNP	18-9-0				
at Washington	01/16/13	54-64	L	0-1-1	15-2-1	0-1-0	DNP	8-2-0				
at Washington State	01/19/13	58-49	w	0-4-2	16-3-2	4-2-0	DNP	11-4-0				
STANFORD	01/24/13	75-54	w	7-6-1	12-3-4	3-1-0	4-1-0	12-5-1				
CALIFORNIA	01/27/13	81-71	w	3-4-2	16-1-4	0-2-0	0-0-0	5-3-2				
at Utah	02/02/13	55-58	L	6-0-0	18-1-3	DNP	DNP	5-3-0				
at Oregon	02/07/13	48-47	w	0-1-1	8-0-4	5-3-0	DNP	7-2-0				
at Oregon State	02/10/13	72-68	w	10-1-1	24-3-4	0-1-0	DNP	17-4-0				
ARIZONA	02/14/13	71-58	w	0-0-1	21-0-7	0-0-0	DNP	6-5-1				
ARIZONA STATE	02/16/13	62-63	L	0-3-1	24-1-3	0-0-0	DNP	0-1-2				
UTAH	02/21/13	60-50	w	12-4-1	13-4-3	9-3-0	DNP	DNP				
at Stanford	02/27/13	65-63	w	3-6-1	19-4-1	8-4-0	DNP	DNP				
at California	03/02/13	46-62	L	3-1-0	9-6-4	1-2-0	DNP	4-11-0				
OREGON	03/07/13	76-53	w	6-3-1	17-7-6	7-2-0	0-1-0	4-8-1				
OREGON STATE	03/09/13	58-64	L	9-2-2	18-5-2	3-3-1	DNP	6-6-1				

2012-2013 Colorado Basketball Statistics
Colorado Team Game-by-Game Comparison (as of Mar 09, 2013)
All games

Opponent	1st	2nd	Score	Mar	Total FG	FG Pct	3-Pointers	3FG Pct	Free Throws	FT Pct	Rebounds	Assist	T/Over	Block	Steal	Fouls
WOFFORD	34/23	40/36	74-59	+15	21-47/22-61	.447/.361	4-12/13-35	.333/.371	28-36/2-2	.778/1000	38/34 +4	10/13	10/13	6/2	5/3	12/24
Dayton	23/27	44/30	67-57	+10	23-51/21-64	.451/.328	7-15/5-21	.467/.238	14-24/10-14	.583/.714	38/40 (2)	13/9	14/14	7/4	9/5	15/23
Baylor	35/30	25/28	60-58	+2	25-56/22-59	.446/.373	6-15/3-16	.400/.188	4-18/11-18	.222/.611	41/40 +1	6/7	17/11	3/3	6/9	16/19
Murray State	33/31	48/43	81-74	+7	25-47/28-62	.532/.452	4-11/10-26	.364/.385	27-36/8-15	.750/.533	35/30 +5	6/14	17/17	1/3	8/10	17/27
AIR FORCE	41/39	48/35	89-74	+15	30-53/27-60	.566/.450	7-13/12-30	.538/.400	22-28/8-14	.786/.571	45/19 +26	11/11	15/6	3/1	4/7	14/21
TEXAS SOUTHERN	29/39	30/20	85-80	+5	23-59/28-73	.390/.384	6-19/12-37	.316/.324	33-44/12-20	.750/.600	46/45 +1	11/7	13/14	8/7	6/8	19/30
Wyoming	28/26	41/50	69-76	(7)	24-58/24-50	.414/.480	9-21/7-25	.429/.280	12-15/21-33	.800/.636	35/32 +3	11/13	17/9	0/5	4/7	27/13
COLORADO STATE	42/22	28/39	70-61	+9	23-50/21-59	.460/.356	6-13/6-19	.462/.316	18-31/13-16	.581/.813	30/42 (12)	8/6	7/14	5/3	7/4	13/23
Kansas	22/43	32/47	54-90	(36)	20-54/34-62	.370/.548	2-13/8-20	.154/.400	12-21/14-17	.571/.824	32/37 (5)	8/23	18/13	4/8	7/12	17/17
Fresno State	27/17	23/26	50-43	+7	18-43/16-54	.419/.296	2-4/4-18	.500/.222	12-21/7-11	.571/.636	40/33 +7	7/7	18/14	2/4	7/8	14/18
NORTHERN ARIZONA	57/21	41/30	98-51	+47	40-60/19-61	.667/.311	11-20/7-27	.550/.259	7-15/6-7	.467/.857	45/22 +23	24/6	16/16	4/3	13/7	16/11
HARTFORD	45/21	35/31	80-52	+28	29-59/19-56	.492/.339	4-16/13-31	.250/.419	18-23/1-4	.783/.250	52/21 +31	15/13	21/19	4/2	10/13	11/20
Arizona	34/27	46/53	83-92	(9)	28-59/28-65	.475/.431	10-21/8-23	.476/.348	17-29/28-36	.586/.778	33/44 (11)	14/12	11/13	1/1	5/8	26/19
Arizona State	33/30	23/35	56-65	(9)	24-68/20-47	.353/.426	2-19/5-17	.105/.294	6-8/20-33	.750/.606	40/39 +1	10/12	10/10	1/13	7/3	25/12
USC	41/26	25/34	66-60	+6	24-54/24-58	.444/.414	4-13/7-19	.308/.368	14-26/5-6	.538/.833	30/39 (9)	10/11	13/23	3/4	15/7	10/23
UCLA	34/35	41/43	75-78	(3)	25-57/31-60	.439/.517	5-17/4-8	.294/.500	20-27/12-19	.741/.632	34/32 +2	8/14	14/11	0/2	5/9	16/16
Washington	20/28	34/36	54-64	(10)	21-58/20-59	.362/.339	1-10/6-20	.100/.300	11-14/18-23	.786/.783	38/37 +1	6/9	12/9	5/5	2/6	19/15
Washington State	23/19	35/30	58-49	+9	19-44/20-58	.432/.345	1-9/5-24	.111/.208	19-24/4-9	.792/.444	36/32 +4	9/6	11/12	3/4	7/4	11/19
STANFORD	44/29	31/25	75-54	+21	30-57/20-64	.526/.313	4-9/6-20	.444/.300	11-22/8-10	.500/.800	48/30 +18	12/9	12/10	5/1	8/5	19/17
CALIFORNIA	34/18	47/53	81-71	+10	28-47/30-72	.596/.417	7-15/6-18	.467/.333	18-22/5-8	.818/.625	35/30 +5	13/12	20/10	1/0	4/16	14/17
Utah	25/31	30/27	55-58	(3)	20-50/22-48	.400/.458	5-17/4-13	.294/.308	10-18/10-14	.556/.714	34/30 +4	6/13	14/10	4/3	7/3	15/16
Oregon	23/28	25/19	48-47	+1	19-52/21-58	.365/.362	4-12/3-15	.333/.200	6-10/2-2	.600/1000	32/37 (5)	9/9	12/12	2/6	6/7	7/14
Oregon State	33/34	39/34	72-68	+4	24-58/26-57	.414/.456	6-19/9-20	.316/.450	18-24/7-8	.750/.875	30/39 (9)	12/13	9/21	5/4	10/4	14/20
ARIZONA	30/23	41/35	71-58	+13	25-50/22-52	.500/.423	9-17/5-19	.529/.263	12-18/9-13	.667/.692	31/30 +1	12/12	11/14	2/3	9/5	13/16
ARIZONA STATE	24/27	30/27	62-63	(1)	20-57/23-50	.351/.460	6-20/7-24	.300/.292	16-18/10-17	.889/.588	41/26 +15	11/8	15/11	2/3	7/7	19/16
UTAH	30/28	30/22	60-50	+10	21-49/19-49	.429/.388	6-24/8-20	.250/.400	12-20/4-4	.600/1000	35/29 +6	6/12	14/15	5/2	12/10	8/17
Stanford	31/32	34/31	65-63	+2	24-56/23-59	.429/.390	4-18/9-20	.222/.450	13-17/8-11	.765/.727	34/33 +1	5/13	9/12	2/2	5/6	15/16
California	20/24	26/38	46-62	(16)	15-65/26-56	.231/.464	6-21/0-6	.286/.000	10-15/10-10	.667/1000	36/46 (10)	6/12	6/11	1/7	4/2	13/11
OREGON	37/21	39/32	76-53	+23	25-52/21-56	.481/.375	7-16/2-12	.438/.167	19-24/9-22	.792/.409	38/35 +3	11/7	13/15	1/3	6/5	19/22
OREGON STATE	29/27	29/37	58-64	(6)	21-60/25-57	.350/.439	6-21/6-14	.286/.429	10-11/8-9	.909/.889	32/38 (6)	13/11	11/14	5/3	9/1	16/11

Note: Game totals are displayed in the format TEAM/OPPONENT for each category

2012-2013 Colorado Basketball Statistics
Colorado Combined Team Statistics (as of Mar 10, 2013)
Neutral site games

RECORD:	OVERALL	HOME	AWAY	NEUTRAL
ALL GAMES	3-0	0-0	0-0	3-0
CONFERENCE	0-0	0-0	0-0	0-0
NON-CONFERENCE	3-0	0-0	0-0	3-0

##	Player	gp-gs	min	avg	Total		3-Point		F-Throw		Rebounds				pf	dq	a	to	blk	stl	pts	avg		
					fg-fga	fg%	3fg-fga	3fg%	ft-fa	ft%	off	def	tot	avg										
00	Booker, Askia	3-3	105	35.0	24-47	.511	7-16	.438	3-6	.500	0	7	7	2.3	4	0	9	6	0	8	58	19.3		
25	Dinwiddie, Spencer	3-3	95	31.7	8-20	.400	4-7	.571	17-25	.680	1	14	15	5.0	7	0	4	8	3	4	37	12.3		
40	Scott, Josh	3-3	82	27.3	14-25	.560	0-0	.000	7-9	.778	6	8	14	4.7	8	0	0	6	1	0	35	11.7		
21	Roberson, Andre	3-3	108	36.0	10-26	.385	1-6	.167	8-21	.381	6	29	35	11.7	9	1	6	10	4	7	29	9.7		
02	Johnson, Xavier	3-0	61	20.3	9-16	.563	2-4	.500	4-9	.444	3	7	10	3.3	10	1	2	7	3	1	24	8.0		
23	Chen, Sabatino	3-3	81	27.0	5-12	.417	0-3	.000	4-6	.667	3	7	10	3.3	3	0	4	3	0	2	14	4.7		
05	Stalzer, Eli	3-0	27	9.0	2-3	.667	2-3	.667	0-0	.000	0	0	0	0.0	2	0	0	2	0	0	6	2.0		
31	Adams, Jeremy	2-0	5	2.5	1-1	1.000	1-1	1.000	2-2	1.000	1	2	3	1.5	1	0	0	0	0	0	5	2.5		
15	Harris-Tunks, Shane	3-0	27	9.0	0-4	.000	0-1	.000	0-0	.000	3	3	6	2.0	4	0	0	5	0	1	0	0.0		
03	Talton, Xavier	3-0	9	3.0	0-0	.000	0-0	.000	0-0	.000	0	1	1	0.3	0	0	0	1	0	0	0	0.0		
Team											4	9	13											
Total.....		3	600		73-154	.474	17-41	.415	45-78	.577	27	87	114	38.0	48	2	25	48	11	23	208	69.3		
Opponents.....		3	600		71-185	.384	18-63	.286	29-47	.617	38	72	110	36.7	69	-	30	42	10	24	189	63.0		

TEAM STATISTICS	COLO	OPP	Date	Opponent	Score	Att.
SCORING	208	189	^ 11/15/12	vs Dayton	w 67-57	1381
Points per game	69.3	63.0	^ 11/16/12	vs Baylor	w 60-58	3177
Scoring margin	+6.3	-	^ 11/18/12	vs Murray State	w 81-74	3291
FIELD GOALS-ATT	73-154	71-185	* Pac-12 Conference			
Field goal pct	.474	.384	^ Charleston (S.C.) Classic			
3 POINT FG-ATT	17-41	18-63				
3-point FG pct	.415	.286				
3-pt FG made per game	5.7	6.0				
FREE THROWS-ATT	45-78	29-47				
Free throw pct	.577	.617				
F-Throws made per game	15.0	9.7				
REBOUNDS	114	110				
Rebounds per game	38.0	36.7				
Rebounding margin	+1.3	-				
ASSISTS	25	30				
Assists per game	8.3	10.0				
TURNOVERS	48	42				
Turnovers per game	16.0	14.0				
Turnover margin	-2.0	-				
Assist/turnover ratio	0.5	0.7				
STEALS	23	24				
Steals per game	7.7	8.0				
BLOCKS	11	10				
Blocks per game	3.7	3.3				
ATTENDANCE	0	7849				
Home games-Avg/Game	0-0	0-0				
Neutral site-Avg/Game	-	3-2616				

Score by Periods	1st	2nd	Totals
Colorado	91	117	208
Opponents	88	101	189

2012-2013 Colorado Basketball Statistics
Colorado Combined Team Statistics (as of Mar 10, 2013)
Non-conference games

RECORD:	OVERALL	HOME	AWAY	NEUTRAL
ALL GAMES	10-2	6-0	1-2	3-0
CONFERENCE	0-0	0-0	0-0	0-0
NON-CONFERENCE	10-2	6-0	1-2	3-0

#	Player	gp-gs	min	avg	Total		3-Point		F-Throw		Rebounds				pf	dq	a	to	blk	stl	pts	avg		
					fg-fga	fg%	3fg-fga	3fg%	ft-fa	ft%	off	def	tot	avg										
00	Booker, Askia	12-12	384	32.0	68-159	.428	21-55	.382	21-35	.600	6	38	44	3.7	21	0	27	26	0	17	178	14.8		
25	Dinwiddie, Spencer	12-12	369	30.8	43-88	.489	20-43	.465	67-87	.770	4	46	50	4.2	17	0	33	30	9	13	173	14.4		
40	Scott, Josh	12-12	338	28.2	58-113	.513	1-1	1.000	41-55	.745	35	36	71	5.9	30	1	6	17	10	6	158	13.2		
21	Roberson, Andre	12-12	388	32.3	56-107	.523	7-17	.412	26-51	.510	37	108	145	12.1	29	3	23	26	18	26	145	12.1		
02	Johnson, Xavier	12-0	223	18.6	26-50	.520	6-14	.429	18-34	.529	12	31	43	3.6	36	2	5	23	6	1	76	6.3		
23	Chen, Sabatino	12-12	276	23.0	17-38	.447	2-12	.167	13-19	.684	8	17	25	2.1	15	1	16	12	2	8	49	4.1		
03	Talton, Xavier	12-0	111	9.3	9-20	.450	3-7	.429	3-6	.500	3	8	11	0.9	10	0	6	8	0	3	24	2.0		
15	Harris-Tunks, Shane	12-0	106	8.8	8-20	.400	0-1	.000	7-10	.700	7	13	20	1.7	10	0	1	12	1	3	23	1.9		
31	Adams, Jeremy	10-0	85	8.5	6-14	.429	2-3	.667	9-12	.750	5	6	11	1.1	8	0	3	8	0	4	23	2.3		
05	Stalzer, Eli	12-0	145	12.1	7-19	.368	5-14	.357	2-3	.667	1	12	13	1.1	15	1	8	13	1	4	21	1.8		
14	Gamble, Beau	3-0	10	3.3	2-6	.333	1-5	.200	0-0	.000	0	2	2	0.7	0	0	1	0	0	0	5	1.7		
32	Mills, Ben	3-0	15	5.0	1-3	.333	0-0	.000	0-0	.000	1	7	8	2.7	0	0	1	2	0	1	2	0.7		
Team											15	19	34											
Total.....		12	2450		301-637	.473	68-172	.395	207-312	.663	134	343	477	39.8	191	8	130	183	47	86	877	73.1		
Opponents.....		12	2450		281-721	.390	100-305	.328	113-171	.661	132	263	395	32.9	246	-	129	160	45	93	775	64.6		

TEAM STATISTICS	COLO	OPP	Date	Opponent	Score	Att.
SCORING	877	775	11/09/12	WOFFORD	w 74-59	10611
Points per game	73.1	64.6	^ 11/15/12	vs Dayton	w 67-57	1381
Scoring margin	+8.5	-	^ 11/16/12	vs Baylor	w 60-58	3177
FIELD GOALS-ATT	301-637	281-721	^ 11/18/12	vs Murray State	w 81-74	3291
Field goal pct	.473	.390	11/25/12	AIR FORCE	w 89-74	10607
3 POINT FG-ATT	68-172	100-305	11/27/12	TEXAS SOUTHERN	wo2 85-80	8325
3-point FG pct	.395	.328	12/01/12	at Wyoming	L 69-76	8240
3-pt FG made per game	5.7	8.3	12/05/12	COLORADO STATE	w 70-61	11708
FREE THROWS-ATT	207-312	113-171	12/08/12	at Kansas	L 54-90	16300
Free throw pct	.663	.661	12/12/12	at Fresno State	w 50-43	6599
F-Throws made per game	17.3	9.4	12/21/12	NORTHERN ARIZONA	w 98-51	10034
REBOUNDS	477	395	12/29/12	HARTFORD	w 80-52	10228
Rebounds per game	39.8	32.9				
Rebounding margin	+6.8	-	* Pac-12 Conference			
ASSISTS	130	129	^ Charleston (S.C.) Classic			
Assists per game	10.8	10.8				
TURNOVERS	183	160				
Turnovers per game	15.3	13.3				
Turnover margin	-1.9	-				
Assist/turnover ratio	0.7	0.8				
STEALS	86	93				
Steals per game	7.2	7.8				
BLOCKS	47	45				
Blocks per game	3.9	3.8				
ATTENDANCE	61513	38988				
Home games-Avg/Game	6-10252	3-10380				
Neutral site-Avg/Game	-	3-2616				

Score by Periods	1st	2nd	OT	OT2	Totals
Colorado	416	435	12	14	877
Opponents	339	415	12	9	775

2012-2013 Colorado Basketball Statistics
Colorado Combined Team Statistics (as of Mar 10, 2013)
Games won

RECORD:	OVERALL	HOME	AWAY	NEUTRAL
ALL GAMES	20-0	12-0	5-0	3-0
CONFERENCE	10-0	6-0	4-0	0-0
NON-CONFERENCE	10-0	6-0	1-0	3-0

#	Player	gp-gs	min	avg	Total		3-Point		F-Throw		Rebounds				pf	dq	a	to	blk	stl	pts	avg		
					fg-fga	fg%	3fg-fga	3fg%	ft-fta	ft%	off	def	tot	avg										
25	Dinwiddie, Spencer	20-20	640	32.0	72-159	.453	29-68	.426	123-151	.815	5	67	72	3.6	33	0	64	47	14	27	296	14.8		
00	Booker, Askia	20-20	627	31.4	101-245	.412	26-82	.317	31-53	.585	10	68	78	3.9	32	0	47	40	0	30	259	13.0		
21	Roberson, Andre	19-18	621	32.7	86-170	.506	10-32	.313	39-72	.542	55	164	219	11.5	39	2	29	36	28	43	221	11.6		
40	Scott, Josh	18-18	518	28.8	79-150	.527	1-1	1.000	51-69	.739	45	54	99	5.5	40	0	13	23	14	11	210	11.7		
02	Johnson, Xavier	20-8	428	21.4	66-109	.606	17-37	.459	35-59	.593	22	62	84	4.2	51	1	8	36	8	3	184	9.2		
23	Chen, Sabatino	20-16	501	25.1	38-90	.422	9-28	.321	15-25	.600	18	37	55	2.8	21	0	27	20	3	21	100	5.0		
31	Adams, Jeremy	18-0	200	11.1	18-33	.545	6-11	.545	15-23	.652	7	19	26	1.4	18	0	1	12	1	7	57	3.2		
15	Harris-Tunks, Shane	19-0	172	9.1	12-29	.414	0-1	.000	9-18	.500	10	21	31	1.6	20	0	2	17	2	4	33	1.7		
05	Stalzer, Eli	18-0	168	9.3	9-23	.391	6-17	.353	3-5	.600	2	13	15	0.8	18	1	8	19	2	6	27	1.5		
03	Talton, Xavier	20-0	149	7.5	9-22	.409	4-8	.500	4-8	.500	1	11	12	0.6	5	0	8	11	0	3	26	1.3		
14	Gamble, Beau	4-0	10	2.5	3-9	.333	1-5	.200	0-0	.000	0	3	3	0.8	0	0	2	0	0	1	7	1.8		
32	Mills, Ben	5-0	16	3.2	3-5	.600	0-0	.000	0-0	.000	1	9	10	2.0	0	0	1	2	0	1	6	1.2		
Team											30	25	55											
Total.....		20	4050		496-1044	.475	109-290	.376	325-483	.673	206	553	759	38.0	277	4	210	272	72	157	1426	71.3		
Opponents.....		20	4050		449-1192	.377	145-447	.324	139-214	.650	231	429	660	33.0	397	-	197	282	61	143	1182	59.1		

TEAM STATISTICS	COLO	OPP	Date	Opponent	Score	Att.
SCORING	1426	1182	11/09/12	WOFFORD	w 74-59	10611
Points per game	71.3	59.1	^ 11/15/12	vs Dayton	w 67-57	1381
Scoring margin	+12.2	-	^ 11/16/12	vs Baylor	w 60-58	3177
FIELD GOALS-ATT	496-1044	449-1192	^ 11/18/12	vs Murray State	w 81-74	3291
Field goal pct	.475	.377	11/25/12	AIR FORCE	w 89-74	10607
3 POINT FG-ATT	109-290	145-447	11/27/12	TEXAS SOUTHERN	wo2 85-80	8325
3-point FG pct	.376	.324	12/05/12	COLORADO STATE	w 70-61	11708
3-pt FG made per game	5.5	7.3	12/12/12	at Fresno State	w 50-43	6599
FREE THROWS-ATT	325-483	139-214	12/21/12	NORTHERN ARIZONA	w 98-51	10034
Free throw pct	.673	.650	12/29/12	HARTFORD	w 80-52	10228
F-Throws made per game	16.3	7.0	* 01/10/13	USC	w 66-60	10344
REBOUNDS	759	660	* 01/19/13	at Washington State	w 58-49	5418
Rebounds per game	38.0	33.0	* 01/24/13	STANFORD	w 75-54	11212
Rebounding margin	+5.0	-	* 01/27/13	CALIFORNIA	w 81-71	10132
ASSISTS	210	197	* 02/07/13	at Oregon	w 48-47	8862
Assists per game	10.5	9.9	* 02/10/13	at Oregon State	w 72-68	4819
TURNOVERS	272	282	* 02/14/13	ARIZONA	w 71-58	11120
Turnovers per game	13.6	14.1	* 02/21/13	UTAH	w 60-50	9823
Turnover margin	+0.5	-	* 02/27/13	at Stanford	w 65-63	4395
Assist/turnover ratio	0.8	0.7	* 03/07/13	OREGON	w 76-53	11013
STEALS	157	143				
Steals per game	7.9	7.2	* Pac-12 Conference			
BLOCKS	72	61	^ Charleston (S.C.) Classic			
Blocks per game	3.6	3.1				
ATTENDANCE	125157	37942				
Home games-Avg/Game	12-10430	5-6019				
Neutral site-Avg/Game	-	3-2616				

Score by Periods	1st	2nd	OT	OT2	Totals
Colorado	692	708	12	14	1426
Opponents	528	633	12	9	1182

2012-2013 Colorado Basketball Statistics
Colorado Combined Team Statistics (as of Mar 10, 2013)
Games lost

RECORD:	OVERALL	HOME	AWAY	NEUTRAL
ALL GAMES	0-10	0-3	0-7	0-0
CONFERENCE	0-8	0-3	0-5	0-0
NON-CONFERENCE	0-2	0-0	0-2	0-0

#	Player	gp-gs	min	avg	Total		3-Point		F-Throw		Rebounds				pf	dq	a	to	blk	stl	pts	avg		
					fg-fga	fg%	3fg-fga	3fg%	ft-fa	ft%	off	def	tot	avg										
25	Dinwiddie, Spencer	10-10	337	33.7	49-123	.398	14-55	.255	53-63	.841	4	26	30	3.0	25	0	27	18	2	13	165	16.5		
00	Booker, Askia	10-10	334	33.4	41-140	.293	16-56	.286	20-22	.909	5	26	31	3.1	25	2	20	22	0	9	118	11.8		
40	Scott, Josh	10-9	276	27.6	37-88	.420	0-0	.000	16-20	.800	30	22	52	5.2	20	1	6	10	4	2	90	9.0		
21	Roberson, Andre	9-9	322	35.8	32-75	.427	8-23	.348	8-15	.533	28	74	102	11.3	30	2	11	30	10	20	80	8.9		
02	Johnson, Xavier	10-7	274	27.4	28-74	.378	6-17	.353	15-30	.500	29	32	61	6.1	35	2	3	20	6	4	77	7.7		
23	Chen, Sabatino	10-4	229	22.9	15-39	.385	5-19	.263	5-9	.556	6	9	15	1.5	22	1	12	10	0	5	40	4.0		
03	Talton, Xavier	9-0	68	7.6	8-12	.667	2-4	.500	0-1	.000	2	3	5	0.6	8	0	5	5	0	3	18	2.0		
31	Adams, Jeremy	9-0	69	7.7	3-18	.167	1-2	.500	2-6	.333	8	3	11	1.2	7	0	3	4	0	0	9	1.0		
05	Stalzer, Eli	6-0	57	9.5	3-8	.375	0-4	.000	3-4	.750	1	5	6	1.0	7	0	4	2	0	0	9	1.5		
15	Harris-Tunks, Shane	10-1	80	8.0	2-9	.222	0-0	.000	2-6	.333	4	9	13	1.3	14	0	2	4	1	1	6	0.6		
14	Gamble, Beau	1-0	2	2.0	0-0	.000	0-0	.000	0-0	.000	0	0	0	0.0	0	0	0	0	0	0	0	0.0		
32	Mills, Ben	1-0	2	2.0	0-0	.000	0-0	.000	0-0	.000	0	0	0	0.0	0	0	0	0	0	0	0	0.0		
Team											17	12	29											
Total.....		10	2050		218-586	.372	52-180	.289	124-176	.705	134	221	355	35.5	193	8	93	128	23	57	612	61.2		
Opponents.....		10	2050		253-554	.457	55-170	.324	151-211	.716	108	253	361	36.1	146	-	127	111	50	58	712	71.2		

TEAM STATISTICS	COLO	OPP	Date	Opponent	Score	Att.
SCORING	612	712	12/01/12	at Wyoming	L 69-76	8240
Points per game	61.2	71.2	12/08/12	at Kansas	L 54-90	16300
Scoring margin	-10.0	-	* 01/03/13	at Arizona	Lot 83-92	14545
FIELD GOALS-ATT	218-586	253-554	* 01/06/13	at Arizona State	L 56-65	6298
Field goal pct	.372	.457	* 01/12/13	UCLA	L 75-78	9696
3 POINT FG-ATT	52-180	55-170	* 01/16/13	at Washington	L 54-64	8184
3-point FG pct	.289	.324	* 02/02/13	at Utah	L 55-58	10977
3-pt FG made per game	5.2	5.5	* 02/16/13	ARIZONA STATE	Lot 62-63	10926
FREE THROWS-ATT	124-176	151-211	* 03/02/13	at California	L 46-62	10679
Free throw pct	.705	.716	* 03/09/13	OREGON STATE	L 58-64	10105
F-Throws made per game	12.4	15.1				
REBOUNDS	355	361	* Pac-12 Conference			
Rebounds per game	35.5	36.1	^ Charleston (S.C.) Classic			
Rebounding margin	-0.6	-				
ASSISTS	93	127				
Assists per game	9.3	12.7				
TURNOVERS	128	111				
Turnovers per game	12.8	11.1				
Turnover margin	-1.7	-				
Assist/turnover ratio	0.7	1.1				
STEALS	57	58				
Steals per game	5.7	5.8				
BLOCKS	23	50				
Blocks per game	2.3	5.0				
ATTENDANCE	30727	75223				
Home games-Avg/Game	3-10242	7-10746				
Neutral site-Avg/Game	-	0-0				

Score by Periods	1st	2nd	OT	Totals
Colorado	269	332	11	612
Opponents	298	393	21	712

2012-2013 Colorado Basketball Statistics
Colorado Combined Team Statistics (as of Mar 10, 2013)
Home games

RECORD:	OVERALL	HOME	AWAY	NEUTRAL
ALL GAMES	12-3	12-3	0-0	0-0
CONFERENCE	6-3	6-3	0-0	0-0
NON-CONFERENCE	6-0	6-0	0-0	0-0

#	Player	gp-gs	min	avg	Total		3-Point		F-Throw		Rebounds				pf	dq	a	to	blk	stl	pts	avg			
					fg-fga	fg%	3fg-fga	3fg%	ft-fa	ft%	off	def	tot	avg											
25	Dinwiddie, Spencer	15-15	484	32.3	61-136	.449	25-68	.368	109-128	.852	2	53	55	3.7	28	0	56	30	8	25	256	17.1			
00	Booker, Askia	15-15	461	30.7	79-183	.432	23-70	.329	21-34	.618	6	48	54	3.6	26	0	33	32	0	20	202	13.5			
40	Scott, Josh	14-13	383	27.4	56-111	.505	1-1	1.000	40-51	.784	37	46	83	5.9	29	0	16	15	11	9	153	10.9			
02	Johnson, Xavier	15-9	355	23.7	54-92	.587	14-29	.483	29-46	.630	29	51	80	5.3	38	0	6	31	7	2	151	10.1			
21	Roberson, Andre	13-12	416	32.0	57-112	.509	7-21	.333	22-39	.564	40	113	153	11.8	25	1	17	29	22	30	143	11.0			
23	Chen, Sabatino	15-10	381	25.4	30-64	.469	8-22	.364	12-20	.600	14	26	40	2.7	17	0	21	16	2	14	80	5.3			
31	Adams, Jeremy	14-0	157	11.2	12-28	.429	4-7	.571	10-16	.625	6	10	16	1.1	14	0	2	8	1	5	38	2.7			
15	Harris-Tunks, Shane	15-1	155	10.3	13-29	.448	0-0	.000	10-20	.500	6	20	26	1.7	23	0	4	14	2	3	36	2.4			
03	Talton, Xavier	14-0	128	9.1	10-23	.435	5-9	.556	4-8	.500	1	12	13	0.9	5	0	8	9	0	4	29	2.1			
05	Stalzer, Eli	12-0	129	10.8	7-19	.368	4-13	.308	1-3	.333	2	11	13	1.1	14	1	9	13	1	6	19	1.6			
14	Gamble, Beau	4-0	10	2.5	3-9	.333	1-5	.200	0-0	.000	0	3	3	0.8	0	0	2	0	0	1	7	1.8			
32	Mills, Ben	5-0	16	3.2	3-5	.600	0-0	.000	0-0	.000	1	9	10	2.0	0	0	1	2	0	1	6	1.2			
Team											22	12	34												6
Total.....		15	3075		385-811	.475	92-245	.376	258-365	.707	166	414	580	38.7	219	2	175	205	54	120	1120	74.7			
Opponents.....		15	3075		351-888	.395	114-333	.342	112-171	.655	155	317	472	31.5	284	-	152	205	39	107	928	61.9			

TEAM STATISTICS	COLO	OPP	Date	Opponent	Score	Att.
SCORING	1120	928	11/09/12	WOFFORD	w 74-59	10611
Points per game	74.7	61.9	11/25/12	AIR FORCE	w 89-74	10607
Scoring margin	+12.8	-	11/27/12	TEXAS SOUTHERN	wo2 85-80	8325
FIELD GOALS-ATT	385-811	351-888	12/05/12	COLORADO STATE	w 70-61	11708
Field goal pct	.475	.395	12/21/12	NORTHERN ARIZONA	w 98-51	10034
3 POINT FG-ATT	92-245	114-333	12/29/12	HARTFORD	w 80-52	10228
3-point FG pct	.376	.342	* 01/10/13	USC	w 66-60	10344
3-pt FG made per game	6.1	7.6	* 01/12/13	UCLA	L 75-78	9696
FREE THROWS-ATT	258-365	112-171	* 01/24/13	STANFORD	w 75-54	11212
Free throw pct	.707	.655	* 01/27/13	CALIFORNIA	w 81-71	10132
F-Throws made per game	17.2	7.5	* 02/14/13	ARIZONA	w 71-58	11120
REBOUNDS	580	472	* 02/16/13	ARIZONA STATE	Lot 62-63	10926
Rebounds per game	38.7	31.5	* 02/21/13	UTAH	w 60-50	9823
Rebounding margin	+7.2	-	* 03/07/13	OREGON	w 76-53	11013
ASSISTS	175	152	* 03/09/13	OREGON STATE	L 58-64	10105
Assists per game	11.7	10.1				
TURNOVERS	205	205	* Pac-12 Conference			
Turnovers per game	13.7	13.7	^ Charleston (S.C.) Classic			
Turnover margin	+0.0	-				
Assist/turnover ratio	0.9	0.7				
STEALS	120	107				
Steals per game	8.0	7.1				
BLOCKS	54	39				
Blocks per game	3.6	2.6				
ATTENDANCE	155884	0				
Home games-Avg/Game	15-10392	0-0				
Neutral site-Avg/Game	-	0-0				

Score by Periods	1st	2nd	OT	OT2	Totals
Colorado	551	535	20	14	1120
Opponents	399	499	21	9	928

2012-2013 Colorado Basketball Statistics
Colorado Combined Team Statistics (as of Mar 10, 2013)
Away games

RECORD:	OVERALL	HOME	AWAY	NEUTRAL
ALL GAMES	5-7	0-0	5-7	0-0
CONFERENCE	4-5	0-0	4-5	0-0
NON-CONFERENCE	1-2	0-0	1-2	0-0

#	Player	gp-gs	min	avg	Total		3-Point		F-Throw		Rebounds				pf	dq	a	to	blk	stl	pts	avg								
					fg-fga	fg%	3fg-fga	3fg%	ft-fa	ft%	off	def	tot	avg																
25	Dinwiddie, Spencer	12-12	398	33.2	52-126	.413	14-48	.292	50-61	.820	6	26	32	2.7	23	0	31	27	5	11	168	14.0								
21	Roberson, Andre	12-12	419	34.9	51-107	.477	10-28	.357	17-27	.630	37	96	133	11.1	35	2	17	27	12	26	129	10.8								
00	Booker, Askia	12-12	395	32.9	39-155	.252	12-52	.231	27-35	.771	9	39	48	4.0	27	2	25	24	0	11	117	9.8								
40	Scott, Josh	11-11	329	29.9	46-102	.451	0-0	.000	20-29	.690	32	22	54	4.9	23	1	3	12	6	4	112	10.2								
02	Johnson, Xavier	12-6	286	23.8	31-75	.413	7-21	.333	17-34	.500	19	36	55	4.6	38	2	3	18	4	4	86	7.2								
23	Chen, Sabatino	12-7	268	22.3	18-53	.340	6-22	.273	4-8	.500	7	13	20	1.7	23	1	14	11	1	10	46	3.8								
31	Adams, Jeremy	11-0	107	9.7	8-22	.364	2-5	.400	5-11	.455	8	10	18	1.6	10	0	2	8	0	2	23	2.1								
03	Talton, Xavier	12-0	80	6.7	7-11	.636	1-3	.333	0-1	.000	2	1	3	0.3	8	0	5	6	0	2	15	1.3								
05	Stalzer, Eli	9-0	69	7.7	3-9	.333	0-5	.000	5-6	.833	1	7	8	0.9	9	0	3	6	1	0	11	1.2								
15	Harris-Tunks, Shane	11-0	70	6.4	1-5	.200	0-0	.000	1-4	.250	5	7	12	1.1	7	0	0	2	1	1	3	0.3								
14	Gamble, Beau	1-0	2	2.0	0-0	.000	0-0	.000	0-0	.000	0	0	0	0.0	0	0	0	0	0	0	0	0.0								
32	Mills, Ben	1-0	2	2.0	0-0	.000	0-0	.000	0-0	.000	0	0	0	0.0	0	0	0	0	0	0	0	0.0								
Team											21	16	37												6					
Total.....		12	2425		256-665	.385	52-184	.283	146-216	.676	147	273	420	35.0	203	8	103	147	30	71	710	59.2								
Opponents.....		12	2425		280-673	.416	68-221	.308	149-207	.720	146	293	439	36.6	190	-	142	146	62	70	777	64.8								

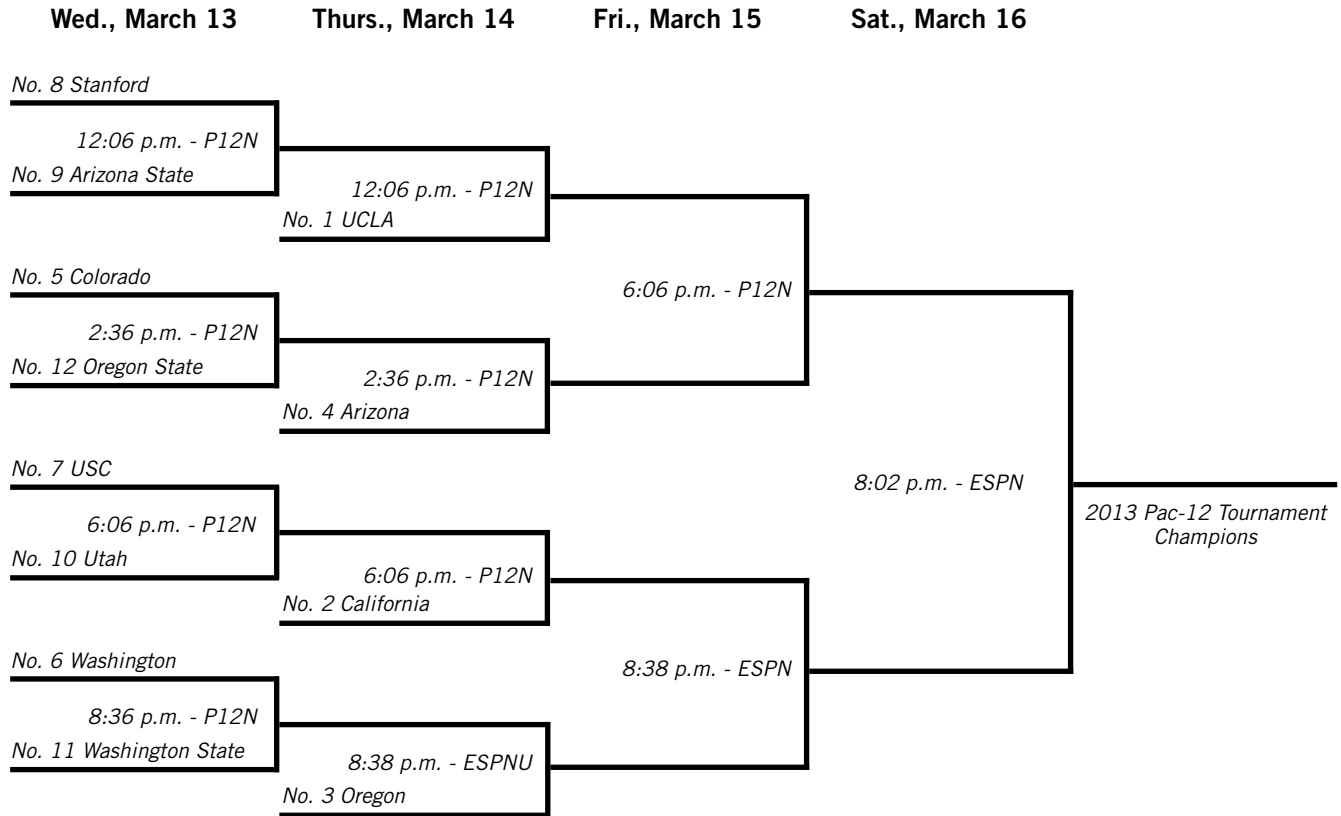
TEAM STATISTICS	COLO	OPP	Date	Opponent	Score	Att.	
SCORING	710	777	12/01/12	at Wyoming	L 69-76	8240	
Points per game	59.2	64.8	12/08/12	at Kansas	L 54-90	16300	
Scoring margin	-5.6	-	12/12/12	at Fresno State	W 50-43	6599	
FIELD GOALS-ATT	256-665	280-673	* 01/03/13	at Arizona	Lot 83-92	14545	
Field goal pct	.385	.416	* 01/06/13	at Arizona State	L 56-65	6298	
3 POINT FG-ATT	52-184	68-221	* 01/16/13	at Washington	L 54-64	8184	
3-point FG pct	.283	.308	* 01/19/13	at Washington State	W 58-49	5418	
3-pt FG made per game	4.3	5.7	* 02/02/13	at Utah	L 55-58	10977	
FREE THROWS-ATT	146-216	149-207	* 02/07/13	at Oregon	W 48-47	8862	
Free throw pct	.676	.720	* 02/10/13	at Oregon State	W 72-68	4819	
F-Throws made per game	12.2	12.4	* 02/27/13	at Stanford	W 65-63	4395	
REBOUNDS	420	439	* 03/02/13	at California	L 46-62	10679	
Rebounds per game	35.0	36.6					
Rebounding margin	-1.6	-					
ASSISTS	103	142	* Pac-12 Conference				
Assists per game	8.6	11.8	^ Charleston (S.C.) Classic				
TURNOVERS	147	146					
Turnovers per game	12.3	12.2					
Turnover margin	-0.1	-					
Assist/turnover ratio	0.7	1.0					
STEALS	71	70					
Steals per game	5.9	5.8					
BLOCKS	30	62					
Blocks per game	2.5	5.2					
ATTENDANCE	0	105316					
Home games-Avg/Game	0-0	12-8776					
Neutral site-Avg/Game	-	0-0					

Score by Periods	1st	2nd	OT	Totals
Colorado	319	388	3	710
Opponents	339	426	12	777



2013 PAC-12 MEN'S BASKETBALL TOURNAMENT BRACKET

March 13-16, 2013 - MGM Grand Garden Arena - Las Vegas



2013 Pac-12 Men's Basketball Tournament Schedule

Wed., March 13

- Game 1: No. 8 Stanford vs. No. 9 Arizona State, 12:06 p.m. (P12N)
- Game 2: No. 5 Colorado vs. No. 12 Oregon State, approx. 2:36 p.m. (P12N)
- Game 3: No. 7 USC vs. No. 10 Utah, 6:06 p.m. (P12N)
- Game 4: No. 6 Washington vs. No. 11 Washington State, approx. 8:36 p.m. (P12N)

Thur., March 14

- Game 5: Game 1 winner vs. No. 1 UCLA, 12:06 p.m. (P12N)
- Game 6: Game 2 winner vs. No. 4 Arizona, approx. 2:36 p.m. (P12N)
- Game 7: Game 3 winner vs. No. 2 California, 6:06 p.m. (P12N)
- Game 8: Game 4 winner vs. No. 3 Oregon, approx. 8:38 p.m. (ESPNU)

Fri., March 15

- Game 9: Semifinal 1 (Game 5 winner vs. Game 6 winner), 6:06 p.m. (P12N)
- Game 10: Semifinal 2 (Game 7 winner vs. Game 8 winner), approx. 8:38 p.m. (ESPN)

Sat., March 16

- Game 11: Pac-12 Championship, 8:02 p.m. (ESPN)

RADIO/TV CHART




#0 Askia Booker
Point-Guard ■ Sophomore ■ 6-1 ■ 170
Los Angeles, Calif.



#1 Wesley Gordon
Forward ■ Freshman ■ 6-8 ■ 225
Colorado Springs, Colo.



#2 Xavier Johnson
Forward ■ Freshman ■ 6-6 ■ 220
Los Angeles, Calif.




#3 Xavier Talton
Guard ■ Freshman ■ 6-1 ■ 180
Sterling, Colo.



#5 Eli Stalzer
Guard ■ Freshman ■ 6-3 ■ 185
Brea, Calif.



#11 Chris Jenkins
Forward ■ Freshman ■ 6-7 ■ 180
Detroit, Mich.



#13 Kevin Nelson
Guard ■ Junior ■ 6-2 ■ 175
Albuquerque, N.M.



#14 Beau Gamble
Guard ■ Sophomore ■ 6-0 ■ 175
Boulder, Colo.



#15 Shane Harris-Tunks
Center/Forward ■ RS-Junior ■ 6-11 ■ 250
Liverpool, New South Wales, Australia



#21 André Roberson
Forward ■ Junior ■ 6-7 ■ 210
San Antonio, Texas



#23 Sabatino Chen
Guard ■ Senior ■ 6-4 ■ 190
Louisville, Colo.



#25 Spencer Dinwiddie
Point-Guard ■ Sophomore ■ 6-5 ■ 190
Woodland Hills, Calif.



#31 Jeremy Adams
Guard ■ RS-Junior ■ 6-5 ■ 220
Madison, Miss.



#32 Ben Mills
Center ■ Junior ■ 7-0 ■ 225
Hartland, Wis.



#40 Josh Scott
Forward ■ Freshman ■ 6-10 ■ 215
Monument, Colo.

RECORDS